

M 06-07-18 103

***Authority Budget of:***

**APPROVED COPY**

***South Amboy Redevelopment Agency***

**State Filing Year**

**2018**

***For the Period:***

***July 1, 2018***

***to***

***June 30, 2019***

**[http://www.southamboynj.gov/south-amboy-redevelopment-agency-sar:](http://www.southamboynj.gov/south-amboy-redevelopment-agency-sar)**

**Authority Web Address**



***Division of Local Government Services***

# **2019 AUTHORITY BUDGET**

## **Certification Section**

**2019**

**South Amboy Redevelopment Agency**  
(Name)

**AUTHORITY BUDGET**

**FISCAL YEAR: FROM July 1, 2018 TO June 30, 2019**

**For Division Use Only**

**CERTIFICATION OF APPROVED BUDGET**

*It is hereby certified that the approved Budget made a part hereof complies with the requirements of law and the rules and regulations of the Local Finance Board, and approval is given pursuant to N.J.S.A. 40A:5A-11.*

*State of New Jersey  
Department of Community Affairs  
Director of the Division of Local Government Services*

By: Paul D. Cuest CPA, RGA Date: 6/4/2018

**CERTIFICATION OF ADOPTED BUDGET**

*It is hereby certified that the adopted Budget made a part hereof has been compared with the approved Budget previously certified by the Division, and any amendments made thereto. This adopted Budget is certified with respect to such amendments and comparisons only.*

*State of New Jersey  
Department of Community Affairs  
Director of the Division of Local Government Services*

By: \_\_\_\_\_ Date: \_\_\_\_\_

## 2019 PREPARER'S CERTIFICATION


**South Amboy Redevelopment Agency**  
(Name)

### AUTHORITY BUDGET

**FISCAL YEAR:** FROM: July 1, 2018 TO: June 30, 2019

It is hereby certified that the Authority Budget, including both the Annual Budget and the Capital Budget/Program annexed hereto, represents the members of the governing body's resolve with respect to statute in that: all estimates of revenue are reasonable, accurate and correctly stated; all items of appropriation are properly set forth; and in itemization, form and content, the budget will permit the exercise of the comptroller function within the Authority.

It is further certified that all proposed budgeted amounts and totals are correct. Also, I hereby provide reasonable assurance that all assertions contained herein are accurate and all required schedules are completed and attached.

Preparer's Signature:			
Name:	Gary W. Higgins		
Title:	Auditor		
Address:	Lerch, Vinci & Higgins, LLP 17 - 17 Route 208 Fair Lawn, NJ 07410		
Phone Number:	201-791-7100	Fax Number:	201-791-3035
E-mail address	ghiggins@lvhvpa.com		

# 2019 APPROVAL CERTIFICATION


## South Amboy Redevelopment Agency (Name)

### AUTHORITY BUDGET

**FISCAL YEAR:**    **FROM:**    July 1, 2018    **TO:**    June 30, 2019

It is hereby certified that the Authority Budget, including all schedules appended hereto, are a true copy of the Annual Budget and Capital Budget/Program approved by resolution by the governing body of the South Amboy Redevelopment Agency, at an open public meeting held pursuant to N.J.A.C. 5:31-2.3, on the 7th day of June , 2018.

It is further certified that the recorded vote appearing in the resolution represents not less than a majority of the full membership of the governing body thereof.

Officer's Signature:			
Name:	Kelly Wolff		
Title:	Secretary		
Address:	South Amboy Redevelopment Agency 140 North Broadway South Amboy, NJ 08879		
Phone Number:	732-525-5941	Fax Number:	732-727-6139
E-mail address	wolffk@southamboynj.gov		

# INTERNET WEBSITE CERTIFICATION

Authority's Web Address:

<http://www.southamboyntj.gov/departments/redevelopment-agency-sara>

All authorities shall maintain either an Internet website or a webpage on the municipality's or county's Internet website. The purpose of the website or webpage shall be to provide increased public access to the authority's operations and activities. N.J.S.A. 40A:5A-17.1 requires the following items to be included on the Authority's website at a minimum for public disclosure. Check the boxes below to certify the Authority's compliance with N.J.S.A. 40A:5A-17.1.

- ☒ A description of the Authority's mission and responsibilities
- ☒ Commencing with 2013, the budgets for the current fiscal year and immediately preceding two prior years
- ☒ The most recent Comprehensive Annual Financial Report (Unaudited) or similar financial information
- ☒ Commencing with 2012, the annual audits of the most recent fiscal year and immediately two prior years
- ☒ The Authority's rules, regulations and official policy statements deemed relevant by the governing body of the authority to the interests of the residents within the authority's service area or jurisdiction
- ☒ Notice posted pursuant to the "Open Public Meetings Act" for each meeting of the Authority, setting forth the time, date, location and agenda of each meeting
- ☒ Beginning January 1, 2013, the approved minutes of each meeting of the Authority including all resolutions of the board and their committees; for at least three consecutive fiscal years
- ☒ The name, mailing address, electronic mail address and phone number of every person who exercises day-to-day supervision or management over some or all of the operations of the Authority
- ☒ A list of attorneys, advisors, consultants and any other person, firm, business, partnership, corporation or other organization which received any remuneration of \$17,500 or more during the preceding fiscal year for any service whatsoever rendered to the Authority.

It is hereby certified by the below authorized representative of the Authority that the Authority's website or webpage as identified above complies with the minimum statutory requirements of N.J.S.A. 40A:5A-17.1 as listed above. A check in each of the above boxes signifies compliance.


Name of Officer Certifying compliance

Eric Chubenko

Title of Officer Certifying compliance

Executive Director

Signature



# 2019 AUTHORITY BUDGET RESOLUTION

## South Amboy Redevelopment Agency

(Name)

**FISCAL YEAR:**      **FROM:**      July 1, 2018      **TO:**      June 30, 2019

WHEREAS, the Annual Budget and Capital Budget for the South Amboy Redevelopment Agency for the fiscal year beginning, July 1, 2018 and ending, June 30, 2019 has been presented before the governing body of the South Amboy Redevelopment Agency at its open public meeting of June 7, 2018; and

WHEREAS, the Annual Budget as introduced reflects Total Revenues of \$ 263,692, Total Appropriations, including any Accumulated Deficit if any, of \$ 385,326 and Total Unrestricted Net Position utilized of \$ 121,634; and

WHEREAS, the Capital Budget as introduced reflects Total Capital Appropriations of \$-0- and Total Unrestricted Net Position planned to be utilized as funding thereof, of \$-0-; and

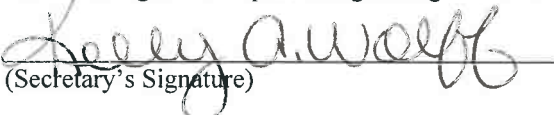
WHEREAS, the schedule of rates, fees and other charges in effect will produce sufficient revenues, together with all other anticipated revenues to satisfy all obligations to the holders of bonds of the Authority, to meet operating expenses, capital outlays, debt service requirements, and to provide for such reserves, all as may be required by law, regulation or terms of contracts and agreements; and

WHEREAS, the Capital Budget/Program, pursuant to N.J.A.C. 5:31-2, does not confer any authorization to raise or expend funds; rather it is a document to be used as part of the said Authority's planning and management objectives. Specific authorization to expend funds for the purposes described in this section of the budget, must be granted elsewhere; by bond resolution, by a project financing agreement, by resolution appropriating funds from the Renewal and Replacement Reserve or other means provided by law.

NOW, THEREFORE BE IT RESOLVED, by the governing body of the South Amboy Redevelopment Agency, at an open public meeting held on June 7, 2018 that the Annual Budget, including all related schedules, and the Capital Budget/Program of the South Amboy Redevelopment Agency for the fiscal year beginning, July 1, 2018 and ending, June 30, 2019 is hereby approved; and

BE IT FURTHER RESOLVED, that the anticipated revenues as reflected in the Annual Budget are of sufficient amount to meet all proposed expenditures/expenses and all covenants, terms and provisions as stipulated in the said Authority's outstanding debt obligations, capital lease arrangements, service contracts, and other pledged agreements; and

BE IT FURTHER RESOLVED, that the governing body of the South Amboy Redevelopment Agency will consider the Annual Budget and Capital Budget/Program for adoption on July 5, 2018.

  
(Secretary's Signature)

June 7, 2018  
(Date)

Member:	Aye	Nay	Abstain	Absent
Kevin Meszaros	x			
Benjamin Block				x
Zusette Dato	x			
Jack O'Connell				x
Camille Tooker	x			
Tony Gonsalves	x			
Frank Milatta	x			


# 2019 ADOPTION CERTIFICATION

## South Amboy Redevelopment Agency (Name)

### AUTHORITY BUDGET

**FISCAL YEAR:**      **FROM:**      July 1, 2018      **TO:**      June 30, 2019

It is hereby certified that the Authority Budget and Capital Budget/Program annexed hereto is a true copy of the Budget adopted by the governing body of the South Amboy Redevelopment Agency, pursuant to N.J.A.C. 5:31-2.3, on the 5th day of, July, 2018.

Officer's Signature:			
Name:	Kelly Wolff		
Title:	Secretary		
Address:	South Amboy Redevelopment Agency South Amboy, NJ 08879		
Phone Number:	732-525-5932	Fax Number:	732-727-2430
E-mail address	wolffk@southamboynj.gov		



# 2019 ADOPTED BUDGET RESOLUTION

## South Amboy Redevelopment Agency

(Name)

## AUTHORITY

**FISCAL YEAR:**    **FROM:**    July 1, 2018    **TO:**    June 30, 2019

WHEREAS, the Annual Budget and Capital Budget/Program for the South Amboy Redevelopment Agency for the fiscal year beginning July 1, 2018 and ending, June 30, 2019 has been presented for adoption before the governing body of the South Amboy Redevelopment Agency at its open public meeting of August 2, 2018; and


WHEREAS, the Annual Budget and Capital Budget as presented for adoption reflects each item of revenue and appropriation in the same amount and title as set forth in the introduced and approved budget, including all amendments thereto, if any, which have been approved by the Director of the Division of Local Government Services; and

WHEREAS, the Annual Budget as introduced reflects Total Revenues of \$ 263,692, Total Appropriations, including any Accumulated Deficit if any, of \$ 385,326 and Total Unrestricted Net Position utilized of \$ 121,634; and

WHEREAS, the Capital Budget as presented for adoption reflects Total Capital Appropriations of \$-0- and Total Unrestricted Net Position planned to be utilized of \$-0-; and

NOW, THEREFORE BE IT RESOLVED, by the governing body of South Amboy Redevelopment Agency, at an open public meeting held on August 2, 2018 that the Annual Budget and Capital Budget/Program of the South Amboy Redevelopment Agency for the fiscal year beginning, July 1, 2018 and, ending, June 30, 2019 is hereby adopted and shall constitute appropriations for the purposes stated; and

BE IT FURTHER RESOLVED, that the Annual Budget and Capital Budget/Program as presented for adoption reflects each item of revenue and appropriation in the same amount and title as set forth in the introduced and approved budget, including all amendments thereto, if any, which have been approved by the Director of the Division of Local Government Services.

  
(Secretary's Signature)

October 4, 2018  
( Date)

Meeting Date: June 7, 2018

Member:	Aye	Nay	Abstain	Absent
Kevin Meszaros	<input checked="" type="checkbox"/>			
Benjamin Block				<input checked="" type="checkbox"/>
Zusette Dato (m)	<input checked="" type="checkbox"/>			
Jack O'Connell				<input checked="" type="checkbox"/>
Camille Tooker	<input checked="" type="checkbox"/>			
Tony Gonsalves				<input checked="" type="checkbox"/>
Frank Milatta (a)	<input checked="" type="checkbox"/>			

# **2019 AUTHORITY BUDGET**

## **Narrative and Information Section**

# 2019 AUTHORITY BUDGET MESSAGE & ANALYSIS

## South Amboy Redevelopment Agency

(Name)

### AUTHORITY BUDGET

FISCAL YEAR: FROM: July 1, 2018 TO: June 30, 2019

*Answer all questions below. Attach additional pages and schedules as needed.*

1. Complete a brief statement on the 2019/2019-2019 proposed Annual Budget and make comparison to the 2017/2017-2019 adopted budget for each operation. Explain any variances over +/-10% (**As shown on budget page F-4 explain the reason for changes for each appropriation changing more than 10%**) for each line item by operation. Explanations of variances should include a description of the reason for the increase/decrease in the budgeted line item, not just an indication of the amount and percent of the change. Attach any supporting documentation that will help to explain the reason for the increase/decrease in the budgeted line item. For example, if anticipated service charges have increased 15% due to an increase in rates, provide a copy of the resolution authorizing the rate increase.
2. Complete a brief statement on the impact the proposed Annual Budget will have on Anticipated Revenues, especially service charges and on the general purpose/component unit financial statements. Explain significant increases or decreases, if any. An increase or decrease is considered significant if it is over +/-10% (**As shown on budget page F-2 explain reason for change for each revenue changing more than 10%**) from the current year adopted budget.
3. Describe the state of the local/regional economy and how it may impact the proposed Annual Budget, including the planned Capital Budget/Program.
4. Describe the reasons for utilizing Unrestricted Net Position in the proposed Annual Budget, i.e. rate stabilization, debt service reduction, to balance the budget, etc. If the Authority's budget anticipates a use of Unrestricted Net Position, this question must be answered.
5. Identify any sources of funds transferred to the County/Municipality as a budget subsidy or a shared service and explain the reason for the transfer (i.e.: to balance the County/Municipality budget, etc.).
6. The proposed budget must not reflect an anticipated deficit from 2019/2019-2019 operations. If there exists an accumulated deficit from prior years' budgets (and funding is included in the proposed budget as a result of a prior deficit) explain the funding plan to eliminate said deficit (N.J.S.A. 40A:5A-12). If the Authority has a net deficit reported in its most recent audit, it must provide a deficit reduction plan in response to this question. (**Prepare a response to deficits caused by the implementation of GASB 68**)
7. Attach a schedule of the Authority's existing rate structure (connection fees, parking fees, service charges, etc.) **if it has been changed since the prior year budget submission** and a schedule of the proposed rate structure for the upcoming fiscal year. Explain any proposed changes in the rate structure and attach the resolution approving the change in the rate structure, if applicable.

SOUTH AMBOY REDEVELOPMENT AGENCY

2019 BUDGET

Page N-1 addendum

1. The proposed 2019 operating budget increased \$201 (or 0.1%) when compared to the 2018 budget. The 2019 budget includes a decrease of \$3,200 (or 28.8%) for office space - rent when compared to the 2018 budget. This decrease is based on the projected amount due under the renewal option of the lease agreement that the Agency entered into on June 1, 2016.
2. The proposed 2019 Revenues are unchanged when compared to the 2018 budget.
3. The state of the local/regional economy is projected to have no impact on the proposed 2019 budget when compared to the 2018 budget.
4. Unrestricted Net Position in the amount of \$121,634 is utilized to balance the proposed 2019 budget.
5. The South Amboy Redevelopment Agency has appropriated \$45,851 in its 2019 budget for administrative services to be provided by the City of South Amboy as a shared service. An additional \$100,000 has been appropriated in the 2019 budget for professional services to be provided by the City of South Amboy as a shared service.
6. There is no deficit in the proposed 2019 budget.
7. Not Applicable

## AUTHORITY CONTACT INFORMATION 2019

Please complete the following information regarding this Authority. All information requested below must be completed.

<b>Name of Authority:</b>	South Amboy Redevelopment Agency		
<b>Federal ID Number:</b>	22-0090261		
<b>Address:</b>	South Amboy Redevelopment Agency 140 North Broadway		
<b>City, State, Zip:</b>	South Amboy, NJ 08879		
<b>Phone: (ext.)</b>	732-525-5932	<b>Fax:</b>	732-727-2430

<b>Preparer's Name:</b>	Gary W. Higgins		
<b>Preparer's Address:</b>	17-17 Route 208		
<b>City, State, Zip:</b>	Fair Lawn	NJ	
<b>Phone: (ext.)</b>	201-791-7100	<b>Fax:</b>	201-791-3035
<b>E-mail:</b>	ghiggins@lvhcpa.com		

<b>Chief Executive Officer:</b>	Eric Chubenko		
<b>Phone: (ext.)</b>	732-221-9064	<b>Fax:</b>	
<b>E-mail:</b>	eric@chubenko.us		

<b>Chief Financial Officer:</b>	Angel Albanese		
<b>Phone: (ext.)</b>	732-525-5922	<b>Fax:</b>	732-727-6139
<b>E-mail:</b>	albanesea@southamboyNJ.gov		

<b>Name of Auditor:</b>	Gary W. Higgins		
<b>Name of Firm:</b>	Lerch, Vinci & Higgins, LLP		
<b>Address:</b>	17-17 Route 208 North		
<b>City, State, Zip:</b>	Fair Lawn	NJ	07410
<b>Phone: (ext.)</b>	201-791-7100	<b>Fax:</b>	201-791-3035
<b>E-mail:</b>	ghiggins@lvhcpa.com		

# AUTHORITY INFORMATIONAL QUESTIONNAIRE

## South Amboy Redevelopment Agency

(Name)

FISCAL YEAR: FROM: July 1, 2018 TO: June 30, 2019

Answer all questions below completely and attach additional information as required.

- 1) Provide the number of individuals employed in (Use **Most Recent W-3 Available 2016 or 2017**) as reported on the Authority's Form W-3, Transmittal of Wage and Tax Statements: 0
- 2) Provide the amount of total salaries and wages as reported on the Authority's Form W-3, (Use **Most Recent W-3 Available 2016 or 2017**) Transmittal of Wage and Tax Statements: 0
- 3) Provide the number of regular voting members of the governing body: 7
- 4) Provide the number of alternate voting members of the governing body: 0
- 5) Did any person listed on Page N-4 have a family or business relationship with any other person listed on Page N-4 during the current fiscal year? No If "yes," attach a description of the relationship including the names of the individuals involved and their positions at the Authority.
- 6) Did all individuals that were required to file a Financial Disclosure Statement for the current fiscal year (**Most Recent Filing that March 31, 2017 or 2019 deadline has passed 2017 or 2019**) because of their relationship with the Authority file the form as required? (Checked to see if individuals actually filed at <http://www.state.nj.us/dca/divisions/dlgs/resources/fds.html> before answering) Yes If "no," provide a list of those individuals who failed to file a Financial Disclosure Statement and an explanation as to the reason for their failure to file.
- 7) Does the Authority have any amounts receivable from current or former commissioners, officers, key employees or highest compensated employees? No If "yes," attach a list of those individuals, their position, the amount receivable, and a description of the amount due to the Authority.
- 8) Was the Authority a party to a business transaction with one of the following parties:
  - a. A current or former commissioner, officer, key employee, or highest compensated employee? No
  - b. A family member of a current or former commissioner, officer, key employee, or highest compensated employee? No
  - c. An entity of which a current or former commissioner, officer, key employee, or highest compensated employee (or family member thereof) was an officer or direct or indirect owner? NoIf the answer to any of the above is "yes," attach a description of the transaction including the name of the commissioner, officer, key employee, or highest compensated employee (or family member thereof) of the Authority; the name of the entity and relationship to the individual or family member; the amount paid; and whether the transaction was subject to a competitive bid process.
- 9) Did the Authority during the most recent fiscal year pay premiums, directly or indirectly, on a personal benefit contract? A personal benefit contract is generally any life insurance, annuity, or endowment contract that benefits, directly or indirectly, the transferor, a member of the transferor's family, or any other person designated by the transferor. No If "yes," attach a description of the arrangement, the premiums paid, and indicate the beneficiary of the contract.
- 10) Explain the Authority's process for determining compensation for all persons listed on Page N-4. Include whether the Authority's process includes any of the following: 1) review and approval by the commissioners or a committee thereof; 2) study or survey of compensation data for comparable positions in similarly sized entities; 3) annual or periodic performance evaluation; 4) independent compensation consultant; and/or 5) written employment contract. **Attach a narrative of your Authority's procedures for all employees.**
- 11) Did the Authority pay for meals or catering during the current fiscal year? No If "yes," attach a detailed list of all meals and/or catering invoices for the current fiscal year and provide an explanation for each expenditure listed.



- 12) Did the Authority pay for travel expenses for any employee or individual listed on Page N-4? No If "yes," **attach a detailed list of all travel expenses** for the current fiscal year and provide an explanation for each expenditure listed.
- 13) Did the Authority provide any of the following to or for a person listed on Page N-4 or any other employee of the Authority:
- a. First class or charter travel No
  - b. Travel for companions No
  - c. Tax indemnification and gross-up payments No
  - d. Discretionary spending account No
  - e. Housing allowance or residence for personal use No
  - f. Payments for business use of personal residence No
  - g. Vehicle/auto allowance or vehicle for personal use No
  - h. Health or social club dues or initiation fees No
  - i. Personal services (i.e.: maid, chauffeur, chef) No
- If the answer to any of the above is "yes," attach a description of the transaction including the name and position of the individual and the amount expended.*
- 14) Did the Authority follow a written policy regarding payment or reimbursement for expenses incurred by employees and/or commissioners during the course of Authority business and does that policy require substantiation of expenses through receipts or invoices prior to reimbursement? **Not Applicable, the Agency has not reimbursed employees or commissioners for expenses incurred during the normal course of Agency business.** If "no," attach an explanation of the Authority's process for reimbursing employees and commissioners for expenses. ***(If your authority does not allow for reimbursements indicate that in answer)***
- 15) Did the Authority make any payments to current or former commissioners or employees for severance or termination? No If "yes," attach explanation including amount paid.
- 16) Did the Authority make any payments to current or former commissioners or employees that were contingent upon the performance of the Authority or that were considered discretionary bonuses? No If "yes," attach explanation including amount paid.
- 17) Did the Authority comply with its Continuing Disclosure Agreements for all debt issuances outstanding by submitting its audited annual financial statements, annual operating data, and notice of material events to the Municipal Securities Rulemaking Board's Electronic Municipal Marketplace Access (EMMA) as required? **Not Applicable – The Agency does not have any Continuing Disclosure Agreements.** If "no," attach a description of the Authority's plan to ensure compliance with its Continuing Disclosure Agreements in the future.
- 18) Did the Authority receive any notices from the Department of Environmental Protection or any other entity regarding maintenance or repairs required to the Authority's systems to bring them into compliance with current regulations and standards that it has not yet taken action to remediate? No If "yes," attach explanation as to why the Authority has not yet undertaken the required maintenance or repairs and describe the Authority's plan to address the conditions identified.
- 19) Did the Authority receive any notices of fines or assessments from the Department of Environmental Protection or any other entity due to noncompliance with current regulations (i.e.: sewer overflow, etc.)? No If "yes," attach a description of the event or condition that resulted in the fine or assessment and indicate the amount of the fine or assessment.

**AUTHORITY SCHEDULE OF COMMISSIONERS, OFFICERS, KEY EMPLOYEES,  
HIGHEST COMPENSATED EMPLOYEES AND INDEPENDENT CONTRACTORS**  
**South Amboy Redevelopment Agency**  
(Name)

**FISCAL YEAR: FROM: July 1, 2018 TO: June 30, 2019**

*Complete the attached table for all persons required to be listed per #1-4 below.*

- 1) List all of the Authority's current commissioners and officers and amount of compensation from the Authority and any other public entities as defined below. Enter zero if no compensation was paid.
- 2) List all of the Authority's key employees and highest compensated employees other than a commissioner or officer as defined below and amount of compensation from the Authority and any other public entities.
- 3) List all of the Authority's former officers, key employees and highest compensated employees who received more than \$100,000 in reportable compensation from the Authority and any other public entities during the most recent fiscal year completed.
- 4) List all of the Authority's former commissioners who received more than \$10,000 in reportable compensation from the Authority and any other public entities during the most recent fiscal year completed.

**Commissioner:** A member of the governing body of the authority with voting rights. Include alternates for purposes of this schedule.

**Officer:** A person elected or appointed to manage the authority's daily operations at any time during the year, such as the chairperson, vice-chairperson, secretary, or treasurer. For the purposes of this schedule, treat the authority's top management official and top financial official as officers. A member of the governing body may be both a commissioner and an officer for the purposes of this schedule.

**Key employee:** An employee or independent contractor of the authority (other than a commissioner or officer) who meets both of the following criteria:

- a) The individual received reportable compensation from the authority and other public entities in excess of \$150,000 for the most recent fiscal year completed; and
- b) The individual has responsibilities or influence over the authority as a whole or has power to control or determine 10% or more of the authority's capital expenditures or operating budget.

**Highest compensated employee:** One of the five highest compensated employees or independent contractors of the authority other than current commissioners, officers, or key employees whose aggregate reportable compensation from the authority and other public entities is greater than \$100,000 for the most recent fiscal year completed.

**Compensation:** All forms of cash and non-cash payments or benefits provided in exchange for services, including salaries and wages, bonuses, severance payments, deferred payments, retirement benefits, fringe benefits, and other financial arrangements or transactions such as personal vehicles, meals, housing, personal and family education benefits, below-market loans, payment of personal or family travel, entertainment, and personal use of the Authority's property. Compensation includes payments and other benefits provided to both employees and independent contractors in exchange for services.

**Reportable compensation:** (Use the Most Recent W-2 available 2017 or 2019). The aggregate compensation that is reported (or is required to be reported) on Form W-2, box 1 or 5, whichever amount is greater, and/or Form 1099-MISC, box 7, for the most recent calendar year ended 60 days before the start of the proposed budget year. For example, for fiscal years ending December 31, 2019, the most recent W-2 and 1099 should be used 2017 or 2016 (60 days prior to start of budget year is November 1, 2017, with 2016 being the most recent calendar year ended), and for fiscal years ending June 30, 2019, the calendar year 2017 W-2 and 1099 should be used (60 days prior to start of budget year is May 1, 2017, with 2017 being the most recent calendar year ended).

**Other Public Entity:** Any municipality, county, local authority, fire district, or other government unit, regardless of whether it is related in any way to the Authority either by function or by physical location.



Authority Schedule of Commissioners, Officers, Key Employees, Highest Compensated Employees and Independent Contractors (Continued)

For the Period July 1, 2018 to June 30, 2019 South Ambboy Redevelopment Agency

Position (Can Check more than 1 Column for each person) Reportable Compensation from Authority (W-2/ 1099)

Name	Title	Average Hours per Week Dedicated to Position	Highest Compensated Employee			Commissioner	Officer	Key Employee	Former	Other (auto allowance, expense account, payment in lieu of health benefits, etc.)				Estimated amount of other compensation from the Authority (health benefits, pension, etc.)	Total Compensation from Authority	Names of Other Public Entities where Individual is an Employee or Member of the Governing Body (1) See note below	Positions held at Other Public Entities Listed in Column O	Average Hours per Week Dedicated to Positions at Other Public Entities Listed in Column O	Reportable Compensation from Other Public Entities (W-2/ 1099)	Estimated amount of other compensation from Other Public Entities (health benefits, pension, payment in lieu of health benefits, etc.)	Total Compensation All Public Entities			
			Base Salary/ Stipend	Bonus																				
1 Kevin Meszaros	Chairman	2 x				2 x				\$	-	-	-	-		-	-	-	-	-	-			
2 Benjamin Block	Vice Chairman	2 x	0		0	2 x				0		0	0	0	0	None	0	0	0	0	0			
3 Zusette Dato	Commissioner	2 x	0		0	2 x				0		0	0	0	0	City of South Amboy	Councilwoman	2	7,218	217	7,435			
4 Jack O'Connell	Commissioner	2 x	0		0	2 x				0		0	0	0	0	None	0	0	0	0	0			
5 Camille Tooker	Commissioner	2 x	0		0	2 x				0		0	0	0	0	City of South Amboy	Business Admini:	35	50,633	16,057	66,690			
6 Tony Gonsalves	Commissioner	2 x	0		0	2 x				0		0	0	0	0	None	0	0	0	0	0			
7 Eric Chubenco	Executive Director (continued)	6	25,250		0	6	x			25,250		0	0	0	25,250	Carteret Hsg Auth.	Executive Directr	35	163,891	50,000	239,141			
8 Eric Chubenco															0	Carteret Redev. Ag.	Executive Directr	6	34,750	0	34,750			
9															0					0	0			
10															0					0	0			
11															0					0	0			
12															0					0	0			
13															0					0	0			
14															0					0	0			
15															0					0	0			
Total:										\$	25,250	\$	-	\$	-	\$	25,250	↑	\$	256,492	\$	66,274	\$	348,016

(1) Insert "None" in this column for each individual that does not hold a position with another Public Entity

# Schedule of Health Benefits - Detailed Cost Analysis

South Amboy Redevelopment Agency  
For the Period July 1, 2018 to June 30, 2019

	# of Covered Members (Medical & Rx)	Annual Cost Estimate per Employee Proposed Budget	Total Cost Estimate Proposed Budget	# of Covered Members (Medical & Rx) Current Year	Annual Cost per Employee Current Year	Total Prior year Year Cost	\$ Increase (Decrease)	% Increase (Decrease)
<b>Active Employees - Health Benefits - Annual Cost</b>								
Single Coverage	NONE		\$ -			\$ -	-	#DIV/0!
Parent & Child			#VALUE!			-	-	#VALUE!
Employee & Spouse (or Partner)			-			-	-	#DIV/0!
Family			-			-	-	#DIV/0!
Employee Cost Sharing Contribution (enter as negative - )							-	#DIV/0!
Subtotal	0		#VALUE!	0		-	-	#VALUE!
<b>Commissioners - Health Benefits - Annual Cost</b>								
Single Coverage	NONE		-			-	-	#DIV/0!
Parent & Child			#VALUE!			-	-	#VALUE!
Employee & Spouse (or Partner)			-			-	-	#DIV/0!
Family			-			-	-	#DIV/0!
Employee Cost Sharing Contribution (enter as negative - )							-	#DIV/0!
Subtotal	0		#VALUE!	0		-	-	#VALUE!
<b>Retirees - Health Benefits - Annual Cost</b>								
Single Coverage	NONE		-			-	-	#DIV/0!
Parent & Child			#VALUE!			-	-	#VALUE!
Employee & Spouse (or Partner)			-			-	-	#DIV/0!
Family			-			-	-	#DIV/0!
Employee Cost Sharing Contribution (enter as negative - )							-	#DIV/0!
Subtotal	0		#VALUE!	0		-	-	#VALUE!
<b>GRAND TOTAL</b>								
	0		#VALUE!	0		\$ -	-	#VALUE!

Is medical coverage provided by the SHBP (Yes or No)? (Place Answer in Box)  
 Is prescription drug coverage provided by the SHBP (Yes or No)? (Place Answer in Box)

No	Yes or No
No	Yes or No

**Note: Remember to Enter an amount in rows for Employee Cost Sharing**

## Schedule of Accumulated Liability for Compensated Absences

**South Amboy Redevelopment Agency**

For the Period

July 1, 2018

to

June 30, 2019

**Complete the below table for the Authority's accrued liability for compensated absences.**

*X Box if Authority has no Compensated Absences*

X

*Legal Basis for Benefit  
(check applicable items)*

[illegible]

**The total Amount Should agree to most recently issued audit report for the Authority**

## Schedule of Shared Service Agreements

For the Period	July 1, 2018	to	June 30, 2019
	South Amboy Redevelopment Agency		

*Enter the shared service agreements that the Authority currently engages in and identify the amount that is received/paid for those services.*

[illegible]

**If No Shared Services X this Box**

# **2019 AUTHORITY BUDGET**

## **Financial Schedules Section**

# SUMMARY

For the Period  
 South Amboy Redevelopment Agency  
 July 1, 2018 to June 30, 2019

	FY 2019 Proposed Budget						FY 2018 Adopted Budget	\$ Increase (Decrease) Proposed vs. Adopted	% Increase (Decrease) Proposed vs. Adopted
	Redevelopment Agency	Total All Operations					Total All Operations		
		N/A	N/A	N/A	N/A	N/A			
REVENUES								All Operations	All Operations
Total Operating Revenues	\$ 263,592	\$ -	\$ -	\$ -	\$ -	\$ -	\$ 263,592	\$ -	0.0%
Total Non-Operating Revenues	100	-	-	-	-	-	100	-	0.0%
Total Anticipated Revenues	263,692	-	-	-	-	-	263,692	-	0.0%
APPROPRIATIONS									
Total Administration	103,651	-	-	-	-	-	97,800	5,851	6.0%
Total Cost of Providing Services	111,400	-	-	-	-	-	114,600	(3,200)	-2.8%
Total Principal Payments on Debt Service in Lieu of Depreciation	70,000	-	-	-	-	-	70,000	-	0.0%
Total Operating Appropriations	285,051	-	-	-	-	-	282,400	2,651	0.9%
Total Interest Payments on Debt	100,275	-	-	-	-	-	102,725	(2,450)	-2.4%
Total Other Non-Operating Appropriations	-	-	-	-	-	-	-	-	#DIV/0!
Total Non-Operating Appropriations	100,275	-	-	-	-	-	102,725	(2,450)	-2.4%
Accumulated Deficit	-	-	-	-	-	-	-	-	#DIV/0!
Total Appropriations and Accumulated Deficit	385,326	-	-	-	-	-	385,125	201	0.1%
Less: Total Unrestricted Net Position Utilized	121,634	-	-	-	-	-	121,433	201	0.2%
Net Total Appropriations	263,692	-	-	-	-	-	263,692	-	0.0%
ANTICIPATED SURPLUS (DEFICIT)	\$ -	\$ -	\$ -	\$ -	\$ -	\$ -	\$ -	\$ -	#DIV/0!

## Revenue Schedule

### South Amboy Redevelopment Agency

For the Period July 1, 2018 to June 30, 2019

	<b>FY 2019 Proposed Budget</b>						<b>FY 2018 Adopted Budget</b>	<b>\$ Increase (Decrease) Proposed vs. Adopted</b>	<b>% Increase (Decrease) Proposed vs. Adopted</b>
	Redevelopment Agency	N/A	N/A	N/A	N/A	Total All Operations	Total All Operations	All Operations	All Operations
<b>OPERATING REVENUES</b>									
<i>Service Charges</i>									
Residential						\$ -	\$ -	\$ -	#DIV/0!
Business/Commercial						-	-	-	#DIV/0!
Industrial						-	-	-	#DIV/0!
Intergovernmental						-	-	-	#DIV/0!
Other						-	-	-	#DIV/0!
Total Service Charges	-	-	-	-	-	-	-	-	#DIV/0!
<i>Connection Fees</i>									
Residential						-	-	-	#DIV/0!
Business/Commercial						-	-	-	#DIV/0!
Industrial						-	-	-	#DIV/0!
Intergovernmental						-	-	-	#DIV/0!
Other						-	-	-	#DIV/0!
Total Connection Fees	-	-	-	-	-	-	-	-	#DIV/0!
<i>Parking Fees</i>									
Meters						-	-	-	#DIV/0!
Permits						-	-	-	#DIV/0!
Fines/Penalties						-	-	-	#DIV/0!
Other						-	-	-	#DIV/0!
Total Parking Fees	-	-	-	-	-	-	-	-	#DIV/0!
<i>Other Operating Revenues (List)</i>									
YMCA Lease Rental	173,592					173,592	173,592	-	0.0%
Manhattan Beach Club Redevelopment F	90,000					90,000	90,000	-	0.0%
Type in (Grant, Other Rev)						-	-	-	#DIV/0!
Type in (Grant, Other Rev)						-	-	-	#DIV/0!
Type in (Grant, Other Rev)						-	-	-	#DIV/0!
Type in (Grant, Other Rev)						-	-	-	#DIV/0!
Type in (Grant, Other Rev)						-	-	-	#DIV/0!
Type in (Grant, Other Rev)						-	-	-	#DIV/0!
Type in (Grant, Other Rev)						-	-	-	#DIV/0!
Type in (Grant, Other Rev)						-	-	-	#DIV/0!
Type in (Grant, Other Rev)						-	-	-	#DIV/0!
Total Other Revenue	263,592	-	-	-	-	263,592	263,592	-	0.0%
Total Operating Revenues	263,592	-	-	-	-	263,592	263,592	-	0.0%
<b>NON-OPERATING REVENUES</b>									
<i>Other Non-Operating Revenues (List)</i>									
Type in						-	-	-	#DIV/0!
Type in						-	-	-	#DIV/0!
Type in						-	-	-	#DIV/0!
Type in						-	-	-	#DIV/0!
Type in						-	-	-	#DIV/0!
Type in						-	-	-	#DIV/0!
Total Other Non-Operating Revenue	-	-	-	-	-	-	-	-	#DIV/0!
<i>Interest on Investments &amp; Deposits (List)</i>									
Interest Earned	100					100	100	-	0.0%
Penalties						-	-	-	#DIV/0!
Other						-	-	-	#DIV/0!
Total Interest	100	-	-	-	-	100	100	-	0.0%
Total Non-Operating Revenues	100	-	-	-	-	100	100	-	0.0%
<b>TOTAL ANTICIPATED REVENUES</b>	<b>\$ 263,692</b>	<b>\$ -</b>	<b>\$ -</b>	<b>\$ -</b>	<b>\$ -</b>	<b>\$ 263,692</b>	<b>\$ 263,692</b>	<b>\$ -</b>	<b>0.0%</b>

## Prior Year Adopted Revenue Schedule

### South Amboy Redevelopment Agency

<i>FY 2018 Adopted Budget</i>							
	Redevelopment Agency	N/A	N/A	N/A	N/A	N/A	Total All Operations
<b>OPERATING REVENUES</b>							
<i>Service Charges</i>							
Residential							\$ -
Business/Commercial							-
Industrial							-
Intergovernmental							-
Other							-
Total Service Charges	-	-	-	-	-	-	-
<i>Connection Fees</i>							
Residential							-
Business/Commercial							-
Industrial							-
Intergovernmental							-
Other							-
Total Connection Fees	-	-	-	-	-	-	-
<i>Parking Fees</i>							
Meters							-
Permits							-
Fines/Penalties							-
Other							-
Total Parking Fees	-	-	-	-	-	-	-
<i>Other Operating Revenues (List)</i>							
YMCA Lease Rental	173,592						173,592
Manhattan Beach Club Redevelopment Fee	90,000						90,000
Type in (Grant, Other Rev)							-
Type in (Grant, Other Rev)							-
Type in (Grant, Other Rev)							-
Type in (Grant, Other Rev)							-
Type in (Grant, Other Rev)							-
Type in (Grant, Other Rev)							-
Type in (Grant, Other Rev)							-
Type in (Grant, Other Rev)							-
Type in (Grant, Other Rev)							-
Total Other Revenue	263,592	-	-	-	-	-	263,592
Total Operating Revenues	263,592	-	-	-	-	-	263,592
<b>NON-OPERATING REVENUES</b>							
<i>Other Non-Operating Revenues (List)</i>							
Type in							-
Type in							-
Type in							-
Type in							-
Type in							-
Type in							-
Other Non-Operating Revenues	-	-	-	-	-	-	-
<i>Interest on Investments &amp; Deposits</i>							
Interest Earned	100						100
Penalties							-
Other							-
Total Interest	100	-	-	-	-	-	100
Total Non-Operating Revenues	100	-	-	-	-	-	100
<b>TOTAL ANTICIPATED REVENUES</b>	\$ 263,692	\$ -	\$ -	\$ -	\$ -	\$ -	\$ 263,692



## Appropriations Schedule

### South Amboy Redevelopment Agency

For the Period July 1, 2018 to June 30, 2019

	<b>FY 2019 Proposed Budget</b>						<b>FY 2018 Adopted Budget</b>	<b>\$ Increase (Decrease) Proposed vs. Adopted</b>	<b>% Increase (Decrease) Proposed vs. Adopted</b>
	Redevelopment Agency	N/A	N/A	N/A	N/A	N/A	Total All Operations	All Operations	All Operations
<b>OPERATING APPROPRIATIONS</b>									
<i>Administration - Personnel</i>									
Salary & Wages							\$ -	\$ -	#DIV/0!
Fringe Benefits							-	-	#DIV/0!
Total Administration - Personnel							-	-	#DIV/0!
<i>Administration - Other (List)</i>									
Professionals	54,300						54,300	49,500	4,800 9.7%
Interlocal Agreement - Administrative	45,851						45,851	44,700	1,151 2.6%
Type in Description							-	-	#DIV/0!
Type in Description							-	-	#DIV/0!
Miscellaneous Administration*	3,500						3,500	3,600	(100) -2.8%
Total Administration - Other	103,651	-	-	-	-	-	103,651	97,800	5,851 6.0%
Total Administration	103,651	-	-	-	-	-	103,651	97,800	5,851 6.0%
<i>Cost of Providing Services - Personnel</i>									
Salary & Wages							-	-	#DIV/0!
Fringe Benefits							-	-	#DIV/0!
Total COPS - Personnel							-	-	#DIV/0!
<i>Cost of Providing Services - Other (List)</i>									
Office Space - Rent	7,900						7,900	11,100	(3,200) -28.8%
Interlocal Agreement - Prof. Services	100,000						100,000	100,000	- 0.0%
Type in Description							-	-	#DIV/0!
Type in Description							-	-	#DIV/0!
Miscellaneous COPS*	3,500						3,500	3,500	- 0.0%
Total COPS - Other	111,400	-	-	-	-	-	111,400	114,600	(3,200) -2.8%
Total Cost of Providing Services	111,400	-	-	-	-	-	111,400	114,600	(3,200) -2.8%
Total Principal Payments on Debt Service in Lieu of Depreciation	70,000	-	-	-	-	-	70,000	70,000	- 0.0%
Total Operating Appropriations	285,051	-	-	-	-	-	285,051	282,400	2,651 0.9%
<b>NON-OPERATING APPROPRIATIONS</b>									
Total Interest Payments on Debt	100,275	-	-	-	-	-	100,275	102,725	(2,450) -2.4%
Operations & Maintenance Reserve							-	-	#DIV/0!
Renewal & Replacement Reserve							-	-	#DIV/0!
Municipality/County Appropriation							-	-	#DIV/0!
Other Reserves							-	-	#DIV/0!
Total Non-Operating Appropriations	100,275	-	-	-	-	-	100,275	102,725	(2,450) -2.4%
<b>TOTAL APPROPRIATIONS</b>	385,326	-	-	-	-	-	385,326	385,125	201 0.1%
<b>ACCUMULATED DEFICIT</b>							-	-	#DIV/0!
<b>TOTAL APPROPRIATIONS &amp; ACCUMULATED DEFICIT</b>	385,326	-	-	-	-	-	385,326	385,125	201 0.1%
<b>UNRESTRICTED NET POSITION UTILIZED</b>									
Municipality/County Appropriation							-	-	#DIV/0!
Other	121,634						121,634	121,433	201 0.2%
Total Unrestricted Net Position Utilized	121,634	-	-	-	-	-	121,634	121,433	201 0.2%
<b>TOTAL NET APPROPRIATIONS</b>	\$ 263,692	\$ -	\$ -	\$ -	\$ -	\$ -	\$ 263,692	\$ -	0.0%

\* Miscellaneous line items may not exceed 5% of total operating appropriations shown below. If amount in miscellaneous is greater than the amount shown below, then the line item must be itemized above.

5% of Total Operating Appropriations \$ 14,252.55 \$ - \$ - \$ - \$ - \$ - \$ - \$ 14,252.55

## Prior Year Adopted Appropriations Schedule

### South Amboy Redevelopment Agency

<i>FY 2018 Adopted Budget</i>							
	Redevelopment Agency	N/A	N/A	N/A	N/A	N/A	Total All Operations
<b>OPERATING APPROPRIATIONS</b>							
<i>Administration - Personnel</i>							
Salary & Wages							\$ -
Fringe Benefits							-
Total Administration - Personnel	-	-	-	-	-	-	-
<i>Administration - Other (List)</i>							
Professionals	49,500						49,500
Interlocal Agreement - Administrative	44,700						44,700
Type In Description							-
Type In Description							-
Miscellaneous Administration*	3,600						3,600
Total Administration - Other	97,800	-	-	-	-	-	97,800
Total Administration	97,800	-	-	-	-	-	97,800
<i>Cost of Providing Services - Personnel</i>							
Salary & Wages							-
Fringe Benefits							-
Total COPS - Personnel	-	-	-	-	-	-	-
<i>Cost of Providing Services - Other (List)</i>							
Office Space - Rent	11,100						11,100
Interlocal Agreement - Prof. Services	100,000						100,000
Type In Description							-
Type In Description							-
Miscellaneous COPS*	3,500						3,500
Total COPS - Other	114,600	-	-	-	-	-	114,600
Total Cost of Providing Services	114,600	-	-	-	-	-	114,600
Total Principal Payments on Debt Service in Lieu of Depreciation	70,000	-	-	-	-	-	70,000
Total Operating Appropriations	282,400	-	-	-	-	-	282,400
<b>NON-OPERATING APPROPRIATIONS</b>							
Total Interest Payments on Debt	102,725	-	-	-	-	-	102,725
Operations & Maintenance Reserve							-
Renewal & Replacement Reserve							-
Municipality/County Appropriation							-
Other Reserves							-
Total Non-Operating Appropriations	102,725	-	-	-	-	-	102,725
<b>TOTAL APPROPRIATIONS</b>	385,125	-	-	-	-	-	385,125
<b>ACCUMULATED DEFICIT</b>							-
<b>TOTAL APPROPRIATIONS &amp; ACCUMULATED DEFICIT</b>	385,125	-	-	-	-	-	385,125
<b>UNRESTRICTED NET POSITION UTILIZED</b>							
Municipality/County Appropriation	-	-	-	-	-	-	-
Other	121,433						121,433
Total Unrestricted Net Position Utilized	121,433	-	-	-	-	-	121,433
<b>TOTAL NET APPROPRIATIONS</b>	\$ 263,692	\$ -	\$ -	\$ -	\$ -	\$ -	\$ 263,692

\* Miscellaneous line items may not exceed 5% of total operating appropriations shown below. If amount in miscellaneous is greater than the amount shown below, then the line item must be itemized above.

5% of Total Operating Appropriations	\$ 14,120.00	\$ -	\$ -	\$ -	\$ -	\$ -	\$ 14,120.00
--------------------------------------	--------------	------	------	------	------	------	--------------

# Debt Service Schedule - Principal

If Authority has no debt X this box

South Amboy Redevelopment Agency

	Adopted Budget Year 2018	Proposed Budget Year 2019	Fiscal Year Ending in						Total Principal Outstanding
			2020	2021	2022	2023	2024	Thereafter	
<b>Redevelopment Agency</b>									
2016 Refunding Bonds	\$ 70,000	\$ 70,000	\$ 75,000	\$ 80,000	\$ 90,000	\$ 100,000	\$ 105,000	\$ 2,380,000	\$ 2,900,000
Type in Issue Name									
Type in Issue Name									
Type in Issue Name									
Total Principal	70,000	70,000	75,000	80,000	90,000	100,000	105,000	2,380,000	2,900,000
N/A									
Type in Issue Name									
Type in Issue Name									
Type in Issue Name									
Type in Issue Name									
Total Principal	-	-	-	-	-	-	-	-	-
N/A									
Type in Issue Name									
Type in Issue Name									
Type in Issue Name									
Type in Issue Name									
Total Principal	-	-	-	-	-	-	-	-	-
N/A									
Type in Issue Name									
Type in Issue Name									
Type in Issue Name									
Type in Issue Name									
Total Principal	-	-	-	-	-	-	-	-	-
N/A									
Type in Issue Name									
Type in Issue Name									
Type in Issue Name									
Type in Issue Name									
Total Principal	-	-	-	-	-	-	-	-	-
N/A									
Type in Issue Name									
Type in Issue Name									
Type in Issue Name									
Type in Issue Name									
Total Principal	-	-	-	-	-	-	-	-	-
N/A									
Type in Issue Name									
Type in Issue Name									
Type in Issue Name									
Type in Issue Name									
Total Principal	-	-	-	-	-	-	-	-	-
<b>TOTAL PRINCIPAL ALL OPERATIONS</b>	\$ 70,000	\$ 70,000	\$ 75,000	\$ 80,000	\$ 90,000	\$ 100,000	\$ 105,000	\$ 2,380,000	\$ 2,900,000

Indicate the Authority's most recent bond rating and the year of the rating by ratings service.

Bond Rating	Moody's	Fitch	Standard & Poors
Year of Last Rating	NONE	NONE	NONE



# Net Position Reconciliation

South Amboy Redevelopment Agency

For the Period

July 1, 2018

to

June 30, 2019

## FY 2019 Proposed Budget

	Redevelopment				Total All			
	Agency	N/A	N/A	N/A	N/A	Operations		
<b>TOTAL NET POSITION BEGINNING OF LATEST AUDIT REPORT YEAR(1)</b>	\$ 11,065,867					\$ 11,065,867		
Less: Invested in Capital Assets, Net of Related Debt (1)	9,546,411					9,546,411		
Less: Restricted for Debt Service Reserve (1)								
Less: Other Restricted Net Position (1)								
Total Unrestricted Net Position (1)	1,519,456	-	-	-	-	1,519,456		
Less: Designated for Non-Operating Improvements & Repairs								
Less: Designated for Rate Stabilization								
Less: Other Designated by Resolution								
Plus: Accrued Unfunded Pension Liability (1)								
Plus: Accrued Unfunded Other Post-Employment Benefit Liability (1)								
Plus: Estimated Income (Loss) on Current Year Operations (2)	(90,000)					(90,000)		
Plus: Other Adjustments (attach schedule)								
<b>UNRESTRICTED NET POSITION AVAILABLE FOR USE IN PROPOSED BUDGET</b>	1,429,456	-	-	-	-	1,429,456		
Unrestricted Net Position Utilized to Balance Proposed Budget	121,634	-	-	-	-	121,634		
Unrestricted Net Position Utilized in Proposed Capital Budget	-	-	-	-	-	-		
Appropriation to Municipality/County (3)	-	-	-	-	-	-		
Total Unrestricted Net Position Utilized in Proposed Budget	121,634	-	-	-	-	121,634		
<b>PROJECTED UNRESTRICTED UNDESIGNATED NET POSITION AT END OF YEAR</b>								
<b>Last issued Audit Report (4)</b>	\$ 1,307,822	\$ -	\$ -	\$ -	\$ -	\$ -	\$ -	\$ 1,307,822

(1) Total of all operations for this line item must agree to audited financial statements.

(2) Include budgeted and unbudgeted use of unrestricted net position in the current year's operations.

(3) Amount may not exceed 5% of total operating appropriations. See calculation below.

Maximum Allowable Appropriation to Municipality/County

\$ 14,253 \$ - \$ - \$ - \$ - \$ - \$ 14,253

(4) If Authority is projecting a deficit for any operation at the end of the budget period, the Authority must attach a statement explaining its plan to reduce the deficit, including the timeline for elimination of the deficit, if not already detailed in the budget narrative section.

2019  
South Amboy  
Redevelopment Agency  
(Name)

AUTHORITY  
CAPITAL  
BUDGET/  
PROGRAM

# 2019 CERTIFICATION OF AUTHORITY CAPITAL BUDGET/PROGRAM

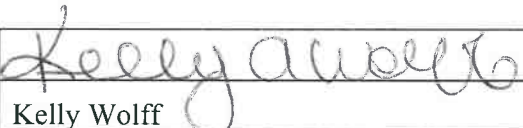
## South Amboy Redevelopment Agency (Name)

**FISCAL YEAR:**    **FROM:**    July 1, 2018    **TO:**    June 30, 2019

☐ It is hereby certified that the Authority Capital Budget/Program annexed hereto is a true copy of the Capital Budget/Program approved, pursuant to N.J.A.C. 5:31-2.2, along with the Annual Budget, by the governing body of the South Amboy Redevelopment Agency, on the \_\_\_\_\_ day of \_\_\_\_\_, \_\_\_\_\_.

**OR**

☒ It is hereby certified that the governing body of the South Amboy Redevelopment Agency have elected **NOT** to adopt a Capital Budget /Program for the aforesaid fiscal year, pursuant to N.J.A.C. 5:31-2.2 for the following reason(s): **The Agency has no capital projects planned at this time.**

Officer's Signature:			
Name:	Kelly Wolff		
Title:	Secretary		
Address:	South Amboy Redevelopment Agency South Amboy, NJ 08879		
Phone Number:	732-555-9411	Fax Number:	732-727-6139
E-mail address	wolffk@southamboynj.gov		

# 2019 CAPITAL BUDGET/PROGRAM MESSAGE

## South Amboy Redevelopment Agency (Name)

**FISCAL YEAR:**    **FROM:**    July 1, 2018    **TO:**    June 30, 2019

1. Has each municipality or county affected by the actions of the authority participated in the development of the capital plan and reviewed or approved the plans or projects included within the Capital Budget/Program?

N/A

2. Has each capital project/project financing been developed from a specific capital improvement plan or report; does it include full lifecycle costs; and is it consistent with appropriate elements of Master Plans or other plans in the jurisdiction(s) served by the authority?

N/A

3. Has a long-term (10-20 years) infrastructure needs assessment or other capital plan with a horizon beyond six years been prepared?

N/A

4. Describe the projected impact of the proposed capital projects, including impact on the schedule of rates, fees, and service charges and the impact on current and future year's schedules.

N/A

5. Please indicate which capital projects/project financings are being undertaken in the Metropolitan or Suburban Planning Areas as defined in the State Development and Redevelopment Plan.

N/A

6. Please indicate which capital projects/project financings are being undertaken within the boundary of a State Planning Commission-designated Center and/or Endorsed Plan and if the project was included in the Plan Implementation Agenda for that Center/Endorsed Plan.

N/A

*Add additional sheets if necessary.*



# Proposed Capital Budget

## South Amboy Redevelopment Agency

For the Period

July 1, 2018

to

June 30, 2019

		Funding Sources				
		Estimated Total Cost	Unrestricted Net Position Utilized	Renewal & Replacement Reserve	Debt Authorization	Other Capital Grants Sources
<i>Redevelopment Agency</i>						
Type in Description	\$	-	NONE			
Type in Description		-				
Type in Description		-				
Type in Description		-				
Total		-	-	-	-	-
<i>N/A</i>						
Type in Description		-				
Type in Description		-				
Type in Description		-				
Type in Description		-				
Total		-	-	-	-	-
<i>N/A</i>						
Type in Description		-				
Type in Description		-				
Type in Description		-				
Type in Description		-				
Total		-	-	-	-	-
<i>N/A</i>						
Type in Description		-				
Type in Description		-				
Type in Description		-				
Type in Description		-				
Total		-	-	-	-	-
<i>N/A</i>						
Type in Description		-				
Type in Description		-				
Type in Description		-				
Type in Description		-				
Total		-	-	-	-	-
<i>N/A</i>						
Type in Description		-				
Type in Description		-				
Type in Description		-				
Type in Description		-				
Total		-	-	-	-	-
<i>N/A</i>						
Type in Description		-				
Type in Description		-				
Type in Description		-				
Type in Description		-				
Total		-	-	-	-	-
<b>TOTAL PROPOSED CAPITAL BUDGET</b>		<b>\$ -</b>	<b>\$ -</b>	<b>\$ -</b>	<b>\$ -</b>	<b>\$ -</b>

Enter brief description of up to four projects for each operation above. For operations with more than four budgeted projects, please attach additional schedules. Input total amount of all projects for the operation on single line and enter "See Attached Schedule" instead of project description.

## 5 Year Capital Improvement Plan

### South Amboy Redevelopment Agency

For the Period July 1, 2018 to June 30, 2019

*Fiscal Year Beginning in*

	Estimated Total Cost	Current Budget Year 2019	2020	2021	2022	2023	2024
<i>Redevelopment Agency</i>							
Type in Description	\$ -	\$ -	NONE				
Type in Description	-	-					
Type in Description	-	-					
Type in Description	-	-					
Total	-	-	-	-	-	-	-
<i>N/A</i>							
Type in Description	-	-					
Type in Description	-	-					
Type in Description	-	-					
Type in Description	-	-					
Total	-	-	-	-	-	-	-
<i>N/A</i>							
Type in Description	-	-					
Type in Description	-	-					
Type in Description	-	-					
Type in Description	-	-					
Total	-	-	-	-	-	-	-
<i>N/A</i>							
Type in Description	-	-					
Type in Description	-	-					
Type in Description	-	-					
Type in Description	-	-					
Total	-	-	-	-	-	-	-
<i>N/A</i>							
Type in Description	-	-					
Type in Description	-	-					
Type in Description	-	-					
Type in Description	-	-					
Total	-	-	-	-	-	-	-
<i>N/A</i>							
Type in Description	-	-					
Type in Description	-	-					
Type in Description	-	-					
Type in Description	-	-					
Total	-	-	-	-	-	-	-
<b>TOTAL</b>	<b>\$ -</b>	<b>\$ -</b>	<b>\$ -</b>	<b>\$ -</b>	<b>\$ -</b>	<b>\$ -</b>	<b>\$ -</b>

*Project descriptions entered on Page CB-3 will carry forward to Pages CB-4 and CB-5. No need to re-enter project descriptions above.*

## 5 Year Capital Improvement Plan Funding Sources

### South Amboy Redevelopment Agency

For the Period      July 1, 2018      to      June 30, 2019

		<i>Funding Sources</i>				
		Estimated Total	Unrestricted Net	Renewal & Replacement Reserve	Debt Authorization	Capital Grants Other Sources
		Cost	Position Utilized			
<i>Redevelopment Agency</i>						
Type in Description	\$ -	NONE				
Type in Description	-					
Type in Description	-					
Type in Description	-					
Total	-	-	-	-	-	-
<i>N/A</i>						
Type in Description	-					
Type in Description	-					
Type in Description	-					
Type in Description	-					
Total	-	-	-	-	-	-
<i>N/A</i>						
Type in Description	-					
Type in Description	-					
Type in Description	-					
Type in Description	-					
Total	-	-	-	-	-	-
<i>N/A</i>						
Type in Description	-					
Type in Description	-					
Type in Description	-					
Type in Description	-					
Total	-	-	-	-	-	-
<i>N/A</i>						
Type in Description	-					
Type in Description	-					
Type in Description	-					
Type in Description	-					
Total	-	-	-	-	-	-
<i>N/A</i>						
Type in Description	-					
Type in Description	-					
Type in Description	-					
Type in Description	-					
Total	-	-	-	-	-	-
<i>N/A</i>						
Type in Description	-					
Type in Description	-					
Type in Description	-					
Type in Description	-					
Total	-	-	-	-	-	-
<b>TOTAL</b>	\$ -	\$ -	\$ -	\$ -	\$ -	\$ -
Total 5 Year Plan per CB-4	\$ -					
Balance check	-	- If amount is other than zero, verify that projects listed above match projects listed on CB-4.				

Project descriptions entered on Page CB-3 will carry forward to Pages CB-4 and CB-5. No need to re-enter project descriptions above.

South Amboy Redevelopment Agency  
Budget

	Proposed Budget 2018-2019	Proposed Budget 2017-2018	Proposed Budget 2016-2017	Adopted Budget 2015-2016	
Fund Balance	121,634.00	121,433.00	178,946.00	304,292.00	
<b>REVENUE:</b>					
YMCA	173,592.00	173,592.00	173,592.00	173,592.00	Lease Based
Interest	100.00	100.00	100.00	100.00	
Manhattan Beach Club	90,000.00	90,000.00	180,000.00	180,000.00	Agreement hinging on issuance of Certificate of Completion/Occupancy
Total Receipts	263,692.00	263,692.00	353,692.00	353,692.00	Payments not comming in Budget Revised
Total Revenue and Fund Balance	385,326.00	385,125.00	532,638.00	657,984.00	
<b>DISBURSEMENTS:</b>					
<b>Administration:</b>					
Admin Personnel (Interlocal Agreement)					2018-2019 2017-2018 2016-2017 2015-2016
Salaries & Wages					
Albanese (CFO)	5,202.00	5,100.00	5,000.00		
Secretary	6,987.00	6,800.00	6,715.00	6,715.00	
Chubenko	26,010.00	25,500.00	25,000.00	25,000.00	
Felice				3,991.00	
O'Grady	4,152.00	4,100.00	3,991.00	3,991.00	
Social Security	3,500.00	3,200.00	3,100.00	3,037.00	
					42,351.00 41,500.00 40,706.00 39,697.00
					3,500.00 3,200.00 3,100.00 3,037.00
					45,851.00 44,700.00 43,806.00 42,734.00 No P/R - Interlocal Agreement
Professional Services:					
Legal	39,000.00	35,000.00	35,000.00	35,000.00	
Audit	9,300.00	8,500.00	8,500.00	8,500.00	
Engineer	4,000.00	4,000.00	4,000.00	4,000.00	
Budget	2,000.00	2,000.00	2,000.00		
					54,300.00 49,500.00 49,500.00 47,500.00 Professionals
Office Supplies and Expenses:					
Newspaper	500.00	600.00	600.00	600.00	
Supplies	1,000.00	1,000.00	1,000.00	1,000.00	
Training and Education	2,000.00	2,000.00	2,000.00	2,000.00	
					3,500.00 3,600.00 3,600.00 3,600.00 Misc- Admin
<b>Total Administration</b>	103,651.00	97,800.00	96,906.00	93,834.00	
<b>Operations:</b>					
Permits	1,000.00	1,000.00	1,000.00	1,000.00	COPS - Misc
Rent	7,900.00	11,100.00	11,100.00	11,100.00	Rent
Building Maint	2,500.00	2,500.00	2,500.00	2,500.00	COPS - Misc
Misc.					
ILSA - City of South Amboy	100,000.00	100,000.00	250,000.00	250,000.00	2018 decrease Related to non-receipt of payments from Manhattan Beach Club
<b>Total Operations</b>	111,400.00	114,600.00	264,600.00	264,600.00	
Debt Service	170,275.00	172,725.00	171,132.00	299,550.00	
Total Appropriations	385,326.00	385,125.00	532,638.00	657,984.00	
Excess (Deficit)	-	-	-	-	