

Authority Budget of:

ADOPTED COPY

JUL - 1 2019

South Amboy Redevelopment Agency

State Filing Year

2019

For the Period:

July 1, 2019


to

June 30, 2020

AUG 29 2019

<http://www.southamboynj.gov/south-amboy-redevelopment-agency-sar>

Authority Web Address



ADOPTED COPY

Division of Local Government Services

M: 06-25-19 :01

SOUTH AMBOY REDEVELOPMENT AGENCY

**RESOLUTION OF THE SOUTH AMBOY REDEVELOPMENT AGENCY REGARDING THE
DELAYED INTRODUCTION OF THE 2020 BUDGET**

WHEREAS, the South Amboy Redevelopment Agency is required to approve its annual budget at least 60 days prior to the end of its current fiscal year; and

WHEREAS, in order to accurately prepare its budget for the fiscal year ended June 30, 2020, the Agency was required to delay the introduction of the budget for the purpose of verifying its available revenue sources; and

WHEREAS, the Agency will subsequently approve and adopt the budget for the fiscal year ended June 30, 2020 on or before September 30, 2019.

NOW, THEREFORE, BE IT RESOLVED, that this resolution be forwarded to the Bureau of Authority Regulation, Division of Local Government Services, State of New Jersey.


(Secretary's signature)

Meeting Date: June 25, 2019

Member:	Moved	Seconded	Ayes	Nays	Abstain	Absent
Kevin Meszaros			✓			
Zusette Dato	✓		✓			
Camille Tooker			✓			
Tony Gonsalves		✓	✓			
Frank Milatta						✓
Anthony Conrad			✓			

SOUTH AMBOY REDEVELOPMENT AGENCY

RESOLUTION NO. M: 06-25-19 :02

RE: 2020 Temporary Budget

WHEREAS, N.J.A.C. 5:31-2.5 provides that where any contracts, commitments or payments are required to be made prior to the adoption of the budget, temporary appropriations should be made to provide for the period between the beginning of the fiscal year and the adoption of the budget; and

WHEREAS, it is anticipated that the budget will be approved by the Division of Local Government Services; and adopted no later than September 30, 2019; and

WHEREAS, the temporary appropriations adopted pursuant to this chapter do not exceed the total of appropriations made for all purposes in the budget for the 2019 fiscal year exclusive of all interest and debt redemption charges maturing subsequent to the end of the fiscal year and prior to the date of adoption of the budget; and

WHEREAS, the temporary appropriation in this resolution is less than the total appropriation for the preceding fiscal year,

NOW, THEREFORE, BE IT RESOLVED, that the following temporary appropriations be made for the 2020 fiscal year:

Administration:

Other Expenses	<u>\$26,124</u>
Total Administration	<u>26,124</u>
Cost of Providing Services:	
Other Expenses	<u>17,644</u>
Total Cost of Providing Services	<u>17,644</u>
Total Operating Appropriations	<u>\$43,768</u>

2020 AUTHORITY BUDGET

Certification Section

2020

South Amboy Redevelopment Agency
(Name)

AUTHORITY BUDGET

FISCAL YEAR: FROM July 1, 2019 TO June 30, 2020

For Division Use Only

CERTIFICATION OF APPROVED BUDGET

It is hereby certified that the approved Budget made a part hereof complies with the requirements of law and the rules and regulations of the Local Finance Board, and approval is given pursuant to N.J.S.A. 40A:5A-11.

*State of New Jersey
Department of Community Affairs
Director of the Division of Local Government Services*

By: Paul D. Gwert CPA, RMA Date: 7/1/2019

CERTIFICATION OF ADOPTED BUDGET

It is hereby certified that the adopted Budget made a part hereof has been compared with the approved Budget previously certified by the Division, and any amendments made thereto. This adopted Budget is certified with respect to such amendments and comparisons only.

*State of New Jersey
Department of Community Affairs
Director of the Division of Local Government Services*

By: Paul D. Gwert CPA, RMA Date: 9/3/2019

2020 PREPARER'S CERTIFICATION


South Amboy Redevelopment Agency
(Name)

AUTHORITY BUDGET

FISCAL YEAR: FROM: July 1, 2019 **TO:** June 30, 2020

It is hereby certified that the Authority Budget, including both the Annual Budget and the Capital Budget/Program annexed hereto, represents the members of the governing body's resolve with respect to statute in that: all estimates of revenue are reasonable, accurate and correctly stated; all items of appropriation are properly set forth; and in itemization, form and content, the budget will permit the exercise of the comptroller function within the Authority.

It is further certified that all proposed budgeted amounts and totals are correct. Also, I hereby provide reasonable assurance that all assertions contained herein are accurate and all required schedules are completed and attached.

Preparer's Signature:			
Name:	Gary W. Higgins		
Title:	Auditor		
Address:	Lerch, Vinci & Higgins, LLP 17 - 17 Route 208 Fair Lawn, NJ 07410		
Phone Number:	201-791-7100	Fax Number:	201-791-3035
E-mail address	ghiggins@lvhcpa.com		

2020 APPROVAL CERTIFICATION


South Amboy Redevelopment Agency (Name)

AUTHORITY BUDGET

FISCAL YEAR: **FROM:** July 1, 2019 **TO:** June 30, 2020

It is hereby certified that the Authority Budget, including all schedules appended hereto, are a true copy of the Annual Budget and Capital Budget/Program approved by resolution by the governing body of the South Amboy Redevelopment Agency, at an open public meeting held pursuant to N.J.A.C. 5:31-2.3, on the 25th day of June , 2019.

It is further certified that the recorded vote appearing in the resolution represents not less than a majority of the full membership of the governing body thereof.

Officer's Signature:			
Name:	Kelly Wolff		
Title:	Secretary		
Address:	South Amboy Redevelopment Agency 140 North Broadway South Amboy, NJ 08879		
Phone Number:	732-525-5932	Fax Number:	732-727-2430
E-mail address	Wolffk@southamboynj.gov		

INTERNET WEBSITE CERTIFICATION

Authority's Web Address:

All authorities shall maintain either an Internet website or a webpage on the municipality's or county's Internet website. The purpose of the website or webpage shall be to provide increased public access to the authority's operations and activities. N.J.S.A. 40A:5A-17.1 requires the following items to be included on the Authority's website at a minimum for public disclosure. Check the boxes below to certify the Authority's compliance with N.J.S.A. 40A:5A-17.1.


- ☒ A description of the Authority's mission and responsibilities
- ☒ Budgets for the current fiscal year and immediately preceding two prior years
- ☒ The most recent Comprehensive Annual Financial Report (Unaudited) or similar financial information (**Similar Information is such as PIE Charts, Bar Graphs etc. for such items as Revenues, Expenditures, and other information the Authority deems relevant to inform the public**)
- ☒ The annual audits of the most recent fiscal year and immediately two prior years
- ☒ The Authority's rules, regulations and official policy statements deemed relevant by the governing body of the authority to the interests of the residents within the authority's service area or jurisdiction
- ☒ Notice posted pursuant to the "Open Public Meetings Act" for each meeting of the Authority, setting forth the time, date, location and agenda of each meeting
- ☒ The approved minutes of each meeting of the Authority including all resolutions of the board and their committees; for at least three consecutive fiscal years
- ☒ The name, mailing address, electronic mail address and phone number of every person who exercises day-to-day supervision or management over some or all of the operations of the Authority
- ☒ A list of attorneys, advisors, consultants and any other person, firm, business, partnership, corporation or other organization which received any remuneration of \$17,500 or more during the preceding fiscal year for any service whatsoever rendered to the Authority.

It is hereby certified by the below authorized representative of the Authority that the Authority's website or webpage as identified above complies with the minimum statutory requirements of N.J.S.A. 40A:5A-17.1 as listed above. A check in each of the above boxes signifies compliance.

Name of Officer Certifying compliance

Title of Officer Certifying compliance

Signature


Executive Director
Eric Churanko

2020 AUTHORITY BUDGET RESOLUTION

South Amboy Redevelopment Agency

M: 06-25-19 :03

FISCAL YEAR: **FROM:** July 1, 2019 **TO:** June 30, 2020

WHEREAS, the Annual Budget and Capital Budget for the South Amboy Redevelopment Agency Authority for the fiscal year beginning, July 1, 2019 and ending, June 30, 2020 has been presented before the governing body of the South Amboy Redevelopment Agency at its open public meeting of June 25, 2019; and

WHEREAS, the Annual Budget as introduced reflects Total Revenues of \$ 293,692 , Total Appropriations, including any Accumulated Deficit if any, of \$ 447,811 and Total Unrestricted Net Position utilized of \$154,119; and

WHEREAS, there is no Capital Budget as introduced reflects Total Capital Appropriations of \$ -0- and Total Unrestricted Net Position planned to be utilized as funding thereof, of \$ 0-0; and


WHEREAS, the schedule of rates, fees and other charges in effect will produce sufficient revenues, together with all other anticipated revenues to satisfy all obligations to the holders of bonds of the Authority, to meet operating expenses, capital outlays, debt service requirements, and to provide for such reserves, all as may be required by law, regulation or terms of contracts and agreements; and

WHEREAS, the Capital Budget/Program, pursuant to N.J.A.C. 5:31-2, does not confer any authorization to raise or expend funds; rather it is a document to be used as part of the said Authority's planning and management objectives. Specific authorization to expend funds for the purposes described in this section of the budget, must be granted elsewhere; by bond resolution, by a project financing agreement, by resolution appropriating funds from the Renewal and Replacement Reserve or other means provided by law.

NOW, THEREFORE BE IT RESOLVED, by the governing body of the South Amboy Redevelopment Agency, at an open public meeting held on June 25, 2019 that the Annual Budget, including all related schedules, and the Capital Budget/Program of the South Amboy Redevelopment Agency for the fiscal year beginning, July 1, 2019 and ending, June 30, 2020 is hereby approved; and

BE IT FURTHER RESOLVED, that the anticipated revenues as reflected in the Annual Budget are of sufficient amount to meet all proposed expenditures/expenses and all covenants, terms and provisions as stipulated in the said Authority's outstanding debt obligations, capital lease arrangements, service contracts, and other pledged agreements; and

BE IT FURTHER RESOLVED, that the governing body of the South Amboy Redevelopment Agency will consider the Annual Budget and Capital Budget/Program for adoption on July 11, 2019.


(Secretary's Signature)

June 25, 2019
(Date)

Member:	Moved	Seconded	Ayes	Nays	Abstain	Absent
Kevin Meszaros			✓			
Zusette Dato	✓		✓			
Camille Tooker			✓			
Tony Gonsalves		✓	✓			
Frank Milatta						✓
Anthony Conrad			✓			


2020 ADOPTION CERTIFICATION

South Amboy Redevelopment Agency (Name)

AUTHORITY BUDGET

FISCAL YEAR: **FROM:** July 1, 2019 **TO:** June 30, 2020

It is hereby certified that the Authority Budget and Capital Budget/Program annexed hereto is a true copy of the Budget adopted by the governing body of the South Amboy Redevelopment Agency, pursuant to N.J.A.C. 5:31-2.3, on the 1st day of, August, 2019.

Officer's Signature:			
Name:	Kelly Wolff		
Title:	Secretary		
Address:	South Amboy Redevelopment Agency 140 North Broadway South Amboy, NJ 08879		
Phone Number:	732-525-5932	Fax Number:	732-727-2430
E-mail address	Wolffk@southamboynj.gov		

2020 ADOPTED BUDGET RESOLUTION

South Amboy Redevelopment Agency

(Name)

AUTHORITY

FISCAL YEAR: **FROM:** July 1, 2019 **TO:** June 30, 2020

WHEREAS, the Annual Budget and Capital Budget/Program for the South Amboy Redevelopment Agency for the fiscal year beginning July 1, 2019 and ending, June 30, 2020 has been presented for adoption before the governing body of the South Amboy Redevelopment Agency at its open public meeting of August 1, 2019; and

WHEREAS, the Annual Budget and Capital Budget as presented for adoption reflects each item of revenue and appropriation in the same amount and title as set forth in the introduced and approved budget, including all amendments thereto, if any, which have been approved by the Director of the Division of Local Government Services; and

WHEREAS, the Annual Budget as introduced reflects Total Revenues of \$ 293,692, Total Appropriations, including any Accumulated Deficit if any, of \$ 447,811 and Total Unrestricted Net Position utilized of \$154,119; and

WHEREAS, there is no Capital Budget as introduced reflects Total Capital Appropriations of \$ -0- and Total Unrestricted Net Position planned to be utilized as funding thereof, of \$ 0-0; and

NOW, THEREFORE BE IT RESOLVED, by the governing body of South Amboy Redevelopment Agency, at an open public meeting held on August 1, 2019 that the Annual Budget and Capital Budget/Program of the South Amboy Redevelopment Agency for the fiscal year beginning, July 1, 2019 and, ending, June 30, 2020 is hereby adopted and shall constitute appropriations for the purposes stated; and

BE IT FURTHER RESOLVED, that the Annual Budget and Capital Budget/Program as presented for adoption reflects each item of revenue and appropriation in the same amount and title as set forth in the introduced and approved budget, including all amendments thereto, if any, which have been approved by the Director of the Division of Local Government Services.

(Secretary's Signature)

August 1, 2019

(Date)

Member:	Moved	Seconded	Ayes	Nays	Abstain	Absent
Kevin Meszaros			✓			
Zusette Dato	✓		✓			
Camille Tooker			✓			
Tony Gonsalves						
Frank Milatta						
Anthony Conrad		✓	✓			

2020 AUTHORITY BUDGET

Narrative and Information Section

2020 AUTHORITY BUDGET MESSAGE & ANALYSIS

South Amboy Redevelopment Agency

(Name)

AUTHORITY BUDGET

FISCAL YEAR: FROM: July 1, 2019 TO: June 30, 2020

Answer all questions below. Attach additional pages and schedules as needed.

1. Complete a brief statement on the 2019/2019-2020 proposed Annual Budget and make comparison to the 2018/2018-2019 adopted budget for each operation. Explain any variances over +/-10% (**As shown on budget page F-4 explain the reason for changes for each appropriation changing more than 10%**) for each line item by operation. Explanations of variances should include a description of the reason for the increase/decrease in the budgeted line item, not just an indication of the amount and percent of the change. Attach any supporting documentation that will help to explain the reason for the increase/decrease in the budgeted line item. For example, if anticipated service charges **have** increased 15% due to an increase in rates, provide a copy of the resolution authorizing the rate increase.
2. Complete a brief statement on the impact the proposed Annual Budget will have on Anticipated Revenues, especially service charges and on the general purpose/component unit financial statements. Explain significant increases or decreases, if any. An increase or decrease is considered significant if it is over +/-10% (**As shown on budget page F-2 explain reason for change for each revenue changing more than 10%**) from the current year adopted budget.
3. Describe the state of the local/regional economy and how it may impact the proposed Annual Budget, including the planned Capital Budget/Program.
4. Describe the reasons for utilizing Unrestricted Net Position in the proposed Annual Budget, i.e. rate stabilization, debt service reduction, to balance the budget, etc. If the Authority's budget anticipates a use of Unrestricted Net Position, this question must be answered.
5. Identify any sources of funds transferred to the County/Municipality as a budget subsidy or a shared service and explain the reason for the transfer (i.e.: to balance the County/Municipality budget, etc.).
6. The proposed budget must not reflect an anticipated deficit from 2019/2019-2020 operations. If there exists an accumulated deficit from prior years' budgets (and funding is included in the proposed budget as a result of a prior deficit) explain the funding plan to eliminate said deficit (N.J.S.A. 40A:5A-12). If the Authority has a net deficit reported in its most recent audit, it must provide a deficit reduction plan in response to this question. (**Prepare a response to deficits caused by the implementation of GASB 68**)
7. Attach a schedule of the Authority's existing rate structure (connection fees, parking fees, service charges, etc.) **if it has been changed since the prior year budget submission** and a schedule of the proposed rate structure for the upcoming fiscal year. Explain any proposed changes in the rate structure and attach the resolution approving the change in the rate structure, if applicable.

SOUTH AMBOY REDEVELOPMENT AGENCY
2020 BUDGET
Page N-1 addendum

1. (a) The proposed 2020 operating budget increased \$62,485 (or 16%) when compared to the 2019 budget.
(b) The 2020 budget includes an increase of \$34,000 (or 432%) for office space - rent when compared to the 2019 budget. This increase is based on a combination of utilities costs and a scheduled under the lease agreement that the Agency entered into on August 17, 2018.
(c) The 2020 budget includes a Building Maintenance appropriation in the amount of \$25,000 for certain maintenance activities which were not budgeted for in prior years.
2. The proposed 2020 Revenues in the amount of \$293,692 represent an increase of \$30,000 (or 11.4%) when compared to the 2019 budget. This is due to an anticipated increase in redeveloper fees.
3. The state of the local/regional economy is projected to have no impact on the proposed 2020 budget when compared to the 2019 budget.
4. Unrestricted Net Position in the amount of \$154,119 is utilized to balance the proposed 2020 budget.
5. The South Amboy Redevelopment Agency has appropriated \$46,697 in its 2020 budget for administrative services to be provided by the City of South Amboy as a shared service. An additional \$100,000 has been appropriated in the 2020 budget for professional services to be provided by the City of South Amboy as a shared service.
6. There is no deficit in the proposed 2020 budget.
7. Not Applicable

AUTHORITY CONTACT INFORMATION 2020

Please complete the following information regarding this Authority. All information requested below must be completed.

Name of Authority:	South Amboy Redevelopment Agency		
Federal ID Number:	22-0090261		
Address:	South Amboy Redevelopment Agency 140 North Broadway		
City, State, Zip:	South Amboy	New Jersey	08879
Phone: (ext.)	732-525-5932	Fax:	732-727-2430

Preparer's Name:	Gary W. Higgins		
Preparer's Address:	Lerch, Vinci & Higgins, LLP 17-17 Route 208		
City, State, Zip:	Fair Lawn	NJ	07410
Phone: (ext.)	201-791-7100	Fax:	201-791-3035
E-mail:	ghiggins@lvhcpa.com		

Chief Executive Officer:	Eric Chubenko		
Phone: (ext.)	732-221-9064	Fax:	
E-mail:	eric@chubenko.us		

Chief Financial Officer:	Dan Balka		
Phone: (ext.)	732-525-5922	Fax:	732-727-6139
E-mail:	balkad@southamboynj.gov		

Name of Auditor:	Gary W. Higgins		
Name of Firm:	Lerch, Vinci & Higgins, LLP		
Address:	17-17 Route 208 North		
City, State, Zip:	Fair Lawn	NJ	07410
Phone: (ext.)	201-791-7100	Fax:	201-791-3035
E-mail:	@lvhcpa.com		

AUTHORITY INFORMATIONAL QUESTIONNAIRE

South Amboy Redevelopment Agency

(Name)

FISCAL YEAR: FROM: July 1, 2019 TO: June 30, 2020

Answer all questions below completely and attach additional information as required.

- 1) Provide the number of individuals employed in (Use **Most Recent W-3 Available 2017 or 2018**) as reported on the Authority's Form W-3, Transmittal of Wage and Tax Statements: 0
- 2) Provide the amount of total salaries and wages as reported on the Authority's Form W-3, (Use **Most Recent W-3 Available 2017 or 2018**) Transmittal of Wage and Tax Statements: 0
- 3) Provide the number of regular voting members of the governing body: 7
- 4) Provide the number of alternate voting members of the governing body: 0
- 5) Did any person listed on Page N-4 have a family or business relationship with any other person listed on Page N-4 during the current fiscal year? No If "yes," attach a description of the relationship including the names of the individuals involved and their positions at the Authority.
- 6) Did all individuals that were required to file a Financial Disclosure Statement for the current fiscal year (**Most Recent Filing that March 31, 2018 or 2019 deadline has passed 2018 or 2019**) because of their relationship with the Authority file the form as required? (Checked to see if individuals actually filed at <http://www.state.nj.us/dca/divisions/dlgs/resources/fds.html> before answering) No If "no," provide a list of those individuals who failed to file a Financial Disclosure Statement and an explanation as to the reason for their failure to file. **Camille Tooker and John O'Connell failed to file by the deadline but have subsequently filed.**
- 7) Does the Authority have any amounts receivable from current or former commissioners, officers, key employees or highest compensated employees? No If "yes," attach a list of those individuals, their position, the amount receivable, and a description of the amount due to the Authority.
- 8) Was the Authority a party to a business transaction with one of the following parties:
 - a. A current or former commissioner, officer, key employee, or highest compensated employee? No
 - b. A family member of a current or former commissioner, officer, key employee, or highest compensated employee? No
 - c. An entity of which a current or former commissioner, officer, key employee, or highest compensated employee (or family member thereof) was an officer or direct or indirect owner? NoIf the answer to any of the above is "yes," attach a description of the transaction including the name of the commissioner, officer, key employee, or highest compensated employee (or family member thereof) of the Authority; the name of the entity and relationship to the individual or family member; the amount paid; and whether the transaction was subject to a competitive bid process.
- 9) Did the Authority during the most recent fiscal year pay premiums, directly or indirectly, on a personal benefit contract? A personal benefit contract is generally any life insurance, annuity, or endowment contract that benefits, directly or indirectly, the transferor, a member of the transferor's family, or any other person designated by the transferor. No If "yes," attach a description of the arrangement, the premiums paid, and indicate the beneficiary of the contract.
- 10) Explain the Authority's process for determining compensation for all persons listed on Page N-4. Include whether the Authority's process includes any of the following: 1) review and approval by the commissioners or a committee thereof; 2) study or survey of compensation data for comparable positions in similarly sized entities; 3) annual or periodic performance evaluation; 4) independent compensation consultant; and/or 5) written employment contract. **Attach a narrative of your Authority's procedures for all employees.**
- 11) Did the Authority pay for meals or catering during the current fiscal year? No If "yes," attach a detailed list of all meals and/or catering invoices for the current fiscal year and provide an explanation for each expenditure listed.

- 12) Did the Authority pay for travel expenses for any employee or individual listed on Page N-4? No If "yes," **attach a detailed list of all travel expenses** for the current fiscal year and provide an explanation for each expenditure listed.
- 13) Did the Authority provide any of the following to or for a person listed on Page N-4 or any other employee of the Authority:
- a. First class or charter travel No
 - b. Travel for companions No
 - c. Tax indemnification and gross-up payments No
 - d. Discretionary spending account No
 - e. Housing allowance or residence for personal use No
 - f. Payments for business use of personal residence No
 - g. Vehicle/auto allowance or vehicle for personal use No
 - h. Health or social club dues or initiation fees No
 - i. Personal services (i.e.: maid, chauffeur, chef) No
- If the answer to any of the above is "yes," attach a description of the transaction including the name and position of the individual and the amount expended.*
- 14) Did the Authority follow a written policy regarding payment or reimbursement for expenses incurred by employees and/or commissioners during the course of Authority business and does that policy require substantiation of expenses through receipts or invoices prior to reimbursement? **Not Applicable. the Agency has not reimbursed employees or commissioners for expenses incurred during the normal course of Agency business.** If "no," attach an explanation of the Authority's process for reimbursing employees and commissioners for expenses. ***(If your authority does not allow for reimbursements indicate that in answer)***
- 15) Did the Authority make any payments to current or former commissioners or employees for severance or termination? No If "yes," attach explanation including amount paid.
- 16) Did the Authority make any payments to current or former commissioners or employees that were contingent upon the performance of the Authority or that were considered discretionary bonuses? No If "yes," attach explanation including amount paid.
- 17) Did the Authority comply with its Continuing Disclosure Agreements for all debt issuances outstanding by submitting its audited annual financial statements, annual operating data, and notice of material events to the Municipal Securities Rulemaking Board's Electronic Municipal Marketplace Access (EMMA) as required? **Not Applicable – The Agency does not have any Continuing Disclosure Agreements.** If "no," attach a description of the Authority's plan to ensure compliance with its Continuing Disclosure Agreements in the future. ***(If no bonded Debt answer is Not Applicable)***
- 18) Did the Authority receive any notices from the Department of Environmental Protection or any other entity regarding maintenance or repairs required to the Authority's systems to bring them into compliance with current regulations and standards that it has not yet taken action to remediate? No If "yes," attach explanation as to why the Authority has not yet undertaken the required maintenance or repairs and describe the Authority's plan to address the conditions identified.
- 19) Did the Authority receive any notices of fines or assessments from the Department of Environmental Protection or any other entity due to noncompliance with current regulations (i.e.: sewer overflow, etc.)? No If "yes," attach a description of the event or condition that resulted in the fine or assessment and indicate the amount of the fine or assessment.

**AUTHORITY SCHEDULE OF COMMISSIONERS, OFFICERS, KEY EMPLOYEES,
HIGHEST COMPENSATED EMPLOYEES AND INDEPENDENT CONTRACTORS**

South Amboy Redevelopment Agency
(Name)

FISCAL YEAR: FROM: July 1, 2019 TO: June 30, 2020

Complete the attached table for all persons required to be listed per #1-4 below.

- 1) List all of the Authority's current commissioners and officers and amount of compensation from the Authority and any other public entities as defined below. Enter zero if no compensation was paid.
- 2) List all of the Authority's key employees and highest compensated employees other than a commissioner or officer as defined below and amount of compensation from the Authority and any other public entities.
- 3) List all of the Authority's former officers, key employees and highest compensated employees who received more than \$100,000 in reportable compensation from the Authority and any other public entities during the most recent fiscal year completed.
- 4) List all of the Authority's former commissioners who received more than \$10,000 in reportable compensation from the Authority and any other public entities during the most recent fiscal year completed.

Commissioner: A member of the governing body of the authority with voting rights. Include alternates for purposes of this schedule.

Officer: A person elected or appointed to manage the authority's daily operations at any time during the year, such as the chairperson, vice-chairperson, secretary, or treasurer. For the purposes of this schedule, treat the authority's top management official and top financial official as officers. A member of the governing body may be both a commissioner and an officer for the purposes of this schedule.

Key employee: An employee or independent contractor of the authority (other than a commissioner or officer) who meets both of the following criteria:

- a) The individual received reportable compensation from the authority and other public entities in excess of \$150,000 for the most recent fiscal year completed; and
- b) The individual has responsibilities or influence over the authority as a whole or has power to control or determine 10% or more of the authority's capital expenditures or operating budget.

Highest compensated employee: One of the five highest compensated employees or independent contractors of the authority other than current commissioners, officers, or key employees whose aggregate reportable compensation from the authority and other public entities is greater than \$100,000 for the most recent fiscal year completed.

Compensation: All forms of cash and non-cash payments or benefits provided in exchange for services, including salaries and wages, bonuses, severance payments, deferred payments, retirement benefits, fringe benefits, and other financial arrangements or transactions such as personal vehicles, meals, housing, personal and family education benefits, below-market loans, payment of personal or family travel, entertainment, and personal use of the Authority's property. Compensation includes payments and other benefits provided to both employees and independent contractors in exchange for services.

Reportable compensation: (Use the Most Recent W-2 available 2017 or 2018. The aggregate compensation that is reported (or is required to be reported) on Form W-2, box 1 or 5, whichever amount is greater, and/or Form 1099-MISC, box 7, for the most recent calendar year ended 60 days before the start of the proposed budget year. For example, for fiscal years ending December 31, 2019, the most recent W-2 and 1099 should be used 2018 or 2017 (60 days prior to start of budget year is November 1, 2018, with 2017 being the most recent calendar year ended), and for fiscal years ending June 30, 2019, the calendar year 2018 W-2 and 1099 should be used (60 days prior to start of budget year is May 1, 2018, with 2018 being the most recent calendar year ended).

Other Public Entity: Any municipality, county, local authority, fire district, or other government unit, regardless of whether it is related in any way to the Authority either by function or by physical location.

Authority Schedule of Commissioners, Officers, Key Employees, Highest Compensated Employees and Independent Contractors (Continued)

South Amboy Redevelopment Agency
June 30, 2020

For the Period July 1, 2019 to June 30, 2020

A B C D E F G H I J K L M N O P Q R S T

Portion (Can Check more than 1 Column for each person)

Name	Title	Average Hours per Week Dedicated to Position	Commissioner	Officer	Key Employee	Highest Compensated Employee	Former	Reportable Compensation from Authority (W-2/ 1099)				Total Compensation from Authority (health benefits, pension, etc.)	Names of Other Public Entities where individual is an Employee or Member of the Governing Body (1) See note below	Positions held at Other Public Entities Listed in Column O	Average Hours per Week Dedicated to Positions at Other Public Entities Listed in Column O	Reportable Compensation from Other Public Entities (W-2/ 1099)	Estimated amount of other compensation from Other Public Entities (health benefits, pension, payment in lieu of health benefits, etc.)	Total Compensation All Public Entities
								Base Salary/ Stipend	Bonus	Other (auto allowance, expense account, payment in lieu of health benefits, etc.)	Estimated amount of other compensation from the Authority (health benefits, pension, etc.)							
1 Kevin Meszaros	Chairman	2 X	X					\$ -	\$ -	\$ -	\$ -	\$ -	None			\$ -	\$ -	\$ -
2 Frank Milatta	Commissioner	2 X	X					0	0	0	0	0	City of South Amboy	Councilwoman	2	7,363	221	7,584
3 Zuzette Dato	Commissioner	2 X	X					0	0	0	0	0	None			0	0	0
4 Jack O'Connell	Commissioner	2 X	X					0	0	0	0	0	City of South Amboy	Conf Aide to Mayor	24	26,664	0	26,664
5 Camille Tooker	Commissioner	2 X	X					0	0	0	0	0	None			0	0	0
6 Tony Gonsalves	Commissioner	2 X	X					0	0	0	0	0	City of South Amboy	Redev. Agency, Executiv	6	25,755	3,443	29,198
7 Eric Chubenco	Executive Director	6	X					0	0	0	0	0	Carteret Hsg Auth.	Executive Director	35	152,799	51,500	204,299
8 Eric Chubenco (continued)								0	0	0	0	0	Carteret Redev. Aug.	Executive Director	6	36,747	0	36,747
9 Eric Chubenco								0	0	0	0	0	0			0	0	0
10								0	0	0	0	0	0			0	0	0
11								0	0	0	0	0	0			0	0	0
12								0	0	0	0	0	0			0	0	0
13								0	0	0	0	0	0			0	0	0
14								0	0	0	0	0	0			0	0	0
15								0	0	0	0	0	0			0	0	0
Total:																		\$ 249,328 \$ 55,164 \$ 304,492

(1) Insert "None" in this column for each individual that does not hold a position with another Public Entity

Schedule of Health Benefits - Detailed Cost Analysis

South Amboy Redevelopment Agency

June 30, 2020

to

July 1, 2019

For the Period

Annual Cost								
	# of Covered Members (Medical & Rx) Proposed Budget	Estimate per Employee Proposed Budget	Total Cost Estimate Proposed Budget	# of Covered Members Current Year	Annual Cost per Employee Current Year	Total Prior year Year Cost	\$ Increase (Decrease)	% Increase (Decrease)
Active Employees - Health Benefits - Annual Cost								
Single Coverage	NONE		\$ -			\$ -	-	#DIV/0!
Parent & Child			#VALUE!			-	-	#VALUE!
Employee & Spouse (or Partner)			-			-	-	#DIV/0!
Family			-			-	-	#DIV/0!
Employee Cost Sharing Contribution (enter as negative -)						-	-	#DIV/0!
Subtotal	0		#VALUE!	0		-	-	#VALUE!
Commissioners - Health Benefits - Annual Cost								
Single Coverage	NONE		-			-	-	#DIV/0!
Parent & Child			#VALUE!			-	-	#VALUE!
Employee & Spouse (or Partner)			-			-	-	#DIV/0!
Family			-			-	-	#DIV/0!
Employee Cost Sharing Contribution (enter as negative -)						-	-	#DIV/0!
Subtotal	0		#VALUE!	0		-	-	#VALUE!
Retirees - Health Benefits - Annual Cost								
Single Coverage	NONE		-			-	-	#DIV/0!
Parent & Child			#VALUE!			-	-	#VALUE!
Employee & Spouse (or Partner)			-			-	-	#DIV/0!
Family			-			-	-	#DIV/0!
Employee Cost Sharing Contribution (enter as negative -)						-	-	#DIV/0!
Subtotal	0		#VALUE!	0		-	-	#VALUE!
GRAND TOTAL								
	0		#VALUE!	0		\$ -	-	#VALUE!

Is medical coverage provided by the SHBP (Yes or No)? (Place Answer in Box)

Is prescription drug coverage provided by the SHBP (Yes or No)? (Place Answer in Box)

	Yes or No
	Yes or No

Note: Remember to Enter an amount in rows for Employee Cost Sharing

South Amboy Redevelopment Agency

For the Period

July 1, 2019

to

June 30, 2020

Complete the below table for the Authority's accrued liability for compensated absences.

X Box if Authority has no Compensated Absences

X

[illegible]

The total Amount Should agree to most recently issued audit report for the Authority

For the Period	July 1, 2019	to	June 30, 2020
	South Amboy Redevelopment Agency		

Name of Entity Providing Service	Name of Entity Receiving Service	Type of Shared Service Provided	Comments (Enter more specifics if needed)	Agreement Effective Date	Agreement End Date	Paid from Authority	Received by/	Amount to be

[illegible]

1000

2020 AUTHORITY BUDGET

Financial Schedules Section

SUMMARY

For the Period **South Amboy Redevelopment Agency**
July 1, 2019 to **June 30, 2020**

	<i>FY 2020 Proposed Budget</i>					<i>FY 2018-2019</i>		<i>% Increase (Decrease) Proposed vs. Adopted</i>	<i>% Increase (Decrease) Proposed vs. Adopted</i>
	<i>ment Agency</i>	<i>Operation #2</i>	<i>N/A</i>	<i>N/A</i>	<i>N/A</i>	<i>Total All Operations</i>	<i>Total All Operations</i>		
REVENUES									
Total Operating Revenues	\$ 293,592	\$ -	\$ -	\$ -	\$ -	\$ 293,592	\$ 263,592	\$ 30,000	11.4%
Total Non-Operating Revenues	100	-	-	-	-	100	100	-	0.0%
Total Anticipated Revenues	293,692	-	-	-	-	293,692	263,692	30,000	11.4%
APPROPRIATIONS									
Total Administration	104,497	-	-	-	-	104,497	103,651	846	0.8%
Total Cost of Providing Services	170,576	-	-	-	-	170,576	111,400	59,176	53.1%
Total Principal Payments on Debt Service in Lieu of Depreciation	75,000	-	-	-	-	75,000	70,000	5,000	7.1%
Total Operating Appropriations	350,073	-	-	-	-	350,073	285,051	65,022	22.8%
Total Interest Payments on Debt	97,738	-	-	-	-	97,738	100,275	(2,537)	-2.5%
Total Other Non-Operating Appropriations	-	-	-	-	-	-	-	-	#DIV/0!
Total Non-Operating Appropriations	97,738	-	-	-	-	97,738	100,275	(2,537)	-2.5%
Accumulated Deficit	-	-	-	-	-	-	-	-	#DIV/0!
Total Appropriations and Accumulated Deficit	447,811	-	-	-	-	447,811	385,326	62,485	16.2%
Less: Total Unrestricted Net Position Utilized	154,119	-	-	-	-	154,119	121,634	32,485	26.7%
Net Total Appropriations	293,692	-	-	-	-	293,692	263,692	30,000	11.4%
ANTICIPATED SURPLUS (DEFICIT)	\$ -	\$ -	\$ -	\$ -	\$ -	\$ -	\$ -	\$ -	#DIV/0!

Revenue Schedule

South Amboy Redevelopment Agency
For the Period July 1, 2019 to June 30, 2020

	FY 2020 Proposed Budget						FY 2018.2019 Adopted Budget	\$ Increase (Decrease) Proposed vs. Adopted	% Increase (Decrease) Proposed vs. Adopted
	ment Agency	Operation #2	N/A	N/A	N/A	N/A	Total All Operations	Total All Operations	All Operations All Operations
OPERATING REVENUES									
<i>Service Charges</i>									
Residential							\$ -	\$ -	#DIV/0!
Business/Commercial							-	-	#DIV/0!
Industrial							-	-	#DIV/0!
Intergovernmental							-	-	#DIV/0!
Other							-	-	#DIV/0!
Total Service Charges	-	-	-	-	-	-	-	-	#DIV/0!
<i>Connection Fees</i>									
Residential							-	-	#DIV/0!
Business/Commercial							-	-	#DIV/0!
Industrial							-	-	#DIV/0!
Intergovernmental							-	-	#DIV/0!
Other							-	-	#DIV/0!
Total Connection Fees	-	-	-	-	-	-	-	-	#DIV/0!
<i>Parking Fees</i>									
Meters							-	-	#DIV/0!
Permits							-	-	#DIV/0!
Fines/Penalties							-	-	#DIV/0!
Other							-	-	#DIV/0!
Total Parking Fees	-	-	-	-	-	-	-	-	#DIV/0!
<i>Other Operating Revenues (List)</i>									
YMCA Lease Rental	173,592						173,592	173,592	0.0%
Manhattan Beach Club Redevelopment Fee	120,000						120,000	90,000	33.3%
Type in (Grant, Other Rev)							-	-	#DIV/0!
Type in (Grant, Other Rev)							-	-	#DIV/0!
Type in (Grant, Other Rev)							-	-	#DIV/0!
Type in (Grant, Other Rev)							-	-	#DIV/0!
Type in (Grant, Other Rev)							-	-	#DIV/0!
Type in (Grant, Other Rev)							-	-	#DIV/0!
Type in (Grant, Other Rev)							-	-	#DIV/0!
Type in (Grant, Other Rev)							-	-	#DIV/0!
Type in (Grant, Other Rev)							-	-	#DIV/0!
Total Other Revenue	293,592	-	-	-	-	-	293,592	263,592	11.4%
Total Operating Revenues	293,592	-	-	-	-	-	293,592	263,592	11.4%
NON-OPERATING REVENUES									
<i>Other Non-Operating Revenues (List)</i>									
Type in							-	-	#DIV/0!
Type in							-	-	#DIV/0!
Type in							-	-	#DIV/0!
Type in							-	-	#DIV/0!
Type in							-	-	#DIV/0!
Type in							-	-	#DIV/0!
Total Other Non-Operating Revenue	-	-	-	-	-	-	-	-	#DIV/0!
<i>Interest on Investments & Deposits (List)</i>									
Interest Earned	100						100	100	0.0%
Penalties							-	-	#DIV/0!
Other							-	-	#DIV/0!
Total Interest	100	-	-	-	-	-	100	100	0.0%
Total Non-Operating Revenues	100	-	-	-	-	-	100	100	0.0%
TOTAL ANTICIPATED REVENUES	\$ 293,692	\$ -	\$ -	\$ -	\$ -	\$ -	\$ 293,692	\$ 263,692	\$ 30,000 11.4%

Prior Year Adopted Revenue Schedule

South Amboy Redevelopment Agency

FY 2018.2019 Adopted Budget

	ment Agency	Operation #2	N/A	N/A	N/A	N/A	Total All Operations
OPERATING REVENUES							
<i>Service Charges</i>							
Residential							\$ -
Business/Commercial							-
Industrial							-
Intergovernmental							-
Other							-
Total Service Charges	-	-	-	-	-	-	-
<i>Connection Fees</i>							
Residential							-
Business/Commercial							-
Industrial							-
Intergovernmental							-
Other							-
Total Connection Fees	-	-	-	-	-	-	-
<i>Parking Fees</i>							
Meters							-
Permits							-
Fines/Penalties							-
Other							-
Total Parking Fees	-	-	-	-	-	-	-
<i>Other Operating Revenues (List)</i>							
YMCA Lease Rental	173,592						173,592
Manhattan Beach Club Redevelopment Fee	90,000						90,000
Type in (Grant, Other Rev)							-
Type in (Grant, Other Rev)							-
Type in (Grant, Other Rev)							-
Type in (Grant, Other Rev)							-
Type in (Grant, Other Rev)							-
Type in (Grant, Other Rev)							-
Type in (Grant, Other Rev)							-
Type in (Grant, Other Rev)							-
Type in (Grant, Other Rev)							-
Total Other Revenue	263,592	-	-	-	-	-	263,592
Total Operating Revenues	263,592	-	-	-	-	-	263,592
NON-OPERATING REVENUES							
<i>Other Non-Operating Revenues (List)</i>							
Type in							-
Type in							-
Type in							-
Type in							-
Type in							-
Type in							-
<i>Other Non-Operating Revenues</i>	-	-	-	-	-	-	-
<i>Interest on Investments & Deposits</i>							
Interest Earned	100						100
Penalties							-
Other							-
Total Interest	100	-	-	-	-	-	100
Total Non-Operating Revenues	100	-	-	-	-	-	100
TOTAL ANTICIPATED REVENUES	\$ 263,692	\$ -	\$ -	\$ -	\$ -	\$ -	\$ 263,692

Appropriations Schedule

South Amboy Redevelopment Agency

For the Period July 1, 2019 to June 30, 2020

	FY 2020 Proposed Budget						FY 2018.2019 Adopted Budget	\$ Increase (Decrease) Proposed vs. Adopted	% Increase (Decrease) Proposed vs. Adopted	
	Redevelopme nt Agency	Operatio n #2	N/A	N/A	N/A	N/A	Total All Operations	Total All Operations	All Operations	All Operations
OPERATING APPROPRIATIONS										
Administration - Personnel										
Salary & Wages							\$ -	\$ -	\$ -	#DIV/0!
Fringe Benefits							-	-	-	#DIV/0!
Total Administration - Personnel	-	-	-	-	-	-	-	-	-	#DIV/0!
Administration - Other (List)										
Professionals	54,300						54,300	54,300	-	0.0%
Interlocal Agreement - Administrative	46,697						46,697	45,851	846	1.8%
Type in Description							-	-	-	#DIV/0!
Type in Description							-	-	-	#DIV/0!
Miscellaneous Administration*	3,500						3,500	3,500	-	0.0%
Total Administration - Other	104,497	-	-	-	-	-	104,497	103,651	846	0.8%
Total Administration	104,497	-	-	-	-	-	104,497	103,651	846	0.8%
Cost of Providing Services - Personnel										
Salary & Wages							-	-	-	#DIV/0!
Fringe Benefits							-	-	-	#DIV/0!
Total COPS - Personnel	-	-	-	-	-	-	-	-	-	#DIV/0!
Cost of Providing Services - Other (List)										
Office Space - Rent	42,076						42,076	7,900	34,176	432.6%
Interlocal Agreement - Prof. Services	100,000						100,000	100,000	-	0.0%
Building Maintenance	25,000						25,000	-	25,000	#DIV/0!
Type in Description							-	-	-	#DIV/0!
Miscellaneous COPS*	3,500						3,500	3,500	-	0.0%
Total COPS - Other	170,576	-	-	-	-	-	170,576	111,400	59,176	53.1%
Total Cost of Providing Services	170,576	-	-	-	-	-	170,576	111,400	59,176	53.1%
Total Principal Payments on Debt Service in Lieu of Depreciation	75,000	-	-	-	-	-	75,000	70,000	5,000	7.1%
Total Operating Appropriations	350,073	-	-	-	-	-	350,073	285,051	65,022	22.8%
NON-OPERATING APPROPRIATIONS										
Total Interest Payments on Debt	97,738	-	-	-	-	-	97,738	100,275	(2,537)	-2.5%
Operations & Maintenance Reserve							-	-	-	#DIV/0!
Renewal & Replacement Reserve							-	-	-	#DIV/0!
Municipality/County Appropriation							-	-	-	#DIV/0!
Other Reserves							-	-	-	#DIV/0!
Total Non-Operating Appropriations	97,738	-	-	-	-	-	97,738	100,275	(2,537)	-2.5%
TOTAL APPROPRIATIONS	447,811	-	-	-	-	-	447,811	385,326	62,485	16.2%
ACCUMULATED DEFICIT							-	-	-	#DIV/0!
TOTAL APPROPRIATIONS & ACCUMULATED DEFICIT	447,811	-	-	-	-	-	447,811	385,326	62,485	16.2%
UNRESTRICTED NET POSITION UTILIZED										
Municipality/County Appropriation	-	-	-	-	-	-	-	-	-	#DIV/0!
Other	154,119						154,119	121,634	32,485	26.7%
Total Unrestricted Net Position Utilized	154,119	-	-	-	-	-	154,119	121,634	32,485	26.7%
TOTAL NET APPROPRIATIONS	\$ 293,692	\$ -	\$ -	\$ -	\$ -	\$ -	\$ 293,692	\$ 263,692	\$ 30,000	11.4%

* Miscellaneous line items may not exceed 5% of total operating appropriations shown below. If amount in miscellaneous is greater than the amount shown below, then the line item must be itemized above.

5% of Total Operating Appropriations	\$ 17,503.65	\$ -	\$ -	\$ -	\$ -	\$ -	\$17,503.65
--------------------------------------	--------------	------	------	------	------	------	-------------

Prior Year Adopted Appropriations Schedule

South Amboy Redevelopment Agency

FY 2018.2019 Adopted Budget							
	Redevelopme nt Agency	Operation #2	N/A	N/A	N/A	N/A	Total All Operations
OPERATING APPROPRIATIONS							
<i>Administration - Personnel</i>							
Salary & Wages							\$ -
Fringe Benefits							-
Total Administration - Personnel	-	-	-	-	-	-	-
<i>Administration - Other (List)</i>							
Professionals	54,300						54,300
Interlocal Agreement - Administrative	45,851						45,851
Type In Description							-
Type In Description							-
Miscellaneous Administration*	3,500						3,500
Total Administration - Other	103,651	-	-	-	-	-	103,651
Total Administration	103,651	-	-	-	-	-	103,651
<i>Cost of Providing Services - Personnel</i>							
Salary & Wages							-
Fringe Benefits							-
Total COPS - Personnel	-	-	-	-	-	-	-
<i>Cost of Providing Services - Other (List)</i>							
Office Space - Rent	7,900						7,900
Interlocal Agreement - Prof. Services	100,000						100,000
Type In Description							-
Type In Description							-
Miscellaneous COPS*	3,500						3,500
Total COPS - Other	111,400	-	-	-	-	-	111,400
Total Cost of Providing Services	111,400	-	-	-	-	-	111,400
Total Principal Payments on Debt Service in Lieu of Depreciation	70,000	-	-	-	-	-	70,000
Total Operating Appropriations	285,051	-	-	-	-	-	285,051
NON-OPERATING APPROPRIATIONS							
Total Interest Payments on Debt	100,275	-	-	-	-	-	100,275
Operations & Maintenance Reserve							-
Renewal & Replacement Reserve							-
Municipality/County Appropriation							-
Other Reserves							-
Total Non-Operating Appropriations	100,275	-	-	-	-	-	100,275
TOTAL APPROPRIATIONS	385,326	-	-	-	-	-	385,326
ACCUMULATED DEFICIT							
TOTAL APPROPRIATIONS & ACCUMULATED DEFICIT	385,326	-	-	-	-	-	385,326
UNRESTRICTED NET POSITION UTILIZED							
Municipality/County Appropriation		-	-	-	-	-	-
Other	121,634						121,634
Total Unrestricted Net Position Utilized	121,634	-	-	-	-	-	121,634
TOTAL NET APPROPRIATIONS	\$ 263,692	\$ -	\$ -	\$ -	\$ -	\$ -	\$ 263,692

* Miscellaneous line items may not exceed 5% of total operating appropriations shown below. If amount in miscellaneous is greater than the amount shown below, then the line item must be itemized above.

5% of Total Operating Appropriations	\$ 14,252.55	\$ -	\$ -	\$ -	\$ -	\$ -	\$ -	\$ 14,252.55
--------------------------------------	--------------	------	------	------	------	------	------	--------------

Debt Service Schedule - Principal

South Amboy Redevelopment Agency

If Authority has no debt X this box

Fiscal Year Ending in

	Adopted Budget Year 2018-2019	Proposed Budget Year 2020	2021	2022	2023	2024	2025	Thereafter	Total Principal Outstanding
Redevelopment Agency									
2016 Refunding Bonds	\$ 70,000	\$ 75,000	\$ 80,000	\$ 90,000	\$ 100,000	\$ 105,000	\$ 115,000	\$ 2,265,000	\$ 2,830,000
Type in Issue Name									-
Type in Issue Name									-
Type in Issue Name									-
Total Principal	70,000	75,000	80,000	90,000	100,000	105,000	115,000	2,265,000	2,830,000
Operation #2									
Type in Issue Name									-
Type in Issue Name									-
Type in Issue Name									-
Type in Issue Name									-
Total Principal	-	-	-	-	-	-	-	-	-
N/A									
Type in Issue Name									-
Type in Issue Name									-
Type in Issue Name									-
Type in Issue Name									-
Total Principal	-	-	-	-	-	-	-	-	-
N/A									
Type in Issue Name									-
Type in Issue Name									-
Type in Issue Name									-
Type in Issue Name									-
Total Principal	-	-	-	-	-	-	-	-	-
N/A									
Type in Issue Name									-
Type in Issue Name									-
Type in Issue Name									-
Type in Issue Name									-
Total Principal	-	-	-	-	-	-	-	-	-
N/A									
Type in Issue Name									-
Type in Issue Name									-
Type in Issue Name									-
Type in Issue Name									-
Total Principal	-	-	-	-	-	-	-	-	-
TOTAL PRINCIPAL ALL OPERATIONS	\$ 70,000	\$ 75,000	\$ 80,000	\$ 90,000	\$ 100,000	\$ 105,000	\$ 115,000	\$ 2,265,000	\$ 2,830,000

Indicate the Authority's most recent bond rating and the year of the rating by ratings service.

	Moody's	Fitch	Standard & Poors
Bond Rating	NONE	NONE	NONE
Year of Last Rating			

Debt Service Schedule - Interest

South Ambboy Redevelopment Agency

If Authority has no debt X this box

	Fiscal Year Ending in																	
	Proposed Adopted Budget Year 2018,2019		Budget Year 2020		2021		2022		2023		2024		2025		Thereafter		Total Interest Payments Outstanding	
Redevelopment Agency																		
Type in Issue Name	\$	100,275	\$	97,738	\$	95,025	\$	92,050	\$	88,725	\$	85,138	\$	81,288	\$	587,736	\$	1,127,700
Type in Issue Name																		
Type in Issue Name																		
Type in Issue Name																		
Total Interest Payments		100,275		97,738		95,025		92,050		88,725		85,138		81,288		587,736		1,127,700
Operation #2																		
Type in Issue Name																		
Type in Issue Name																		
Type in Issue Name																		
Type in Issue Name																		
Total Interest Payments		-		-		-		-		-		-		-		-		-
N/A																		
Type in Issue Name																		
Type in Issue Name																		
Type in Issue Name																		
Type in Issue Name																		
Total Interest Payments		-		-		-		-		-		-		-		-		-
N/A																		
Type in Issue Name																		
Type in Issue Name																		
Type in Issue Name																		
Type in Issue Name																		
Total Interest Payments		-		-		-		-		-		-		-		-		-
N/A																		
Type in Issue Name																		
Type in Issue Name																		
Type in Issue Name																		
Type in Issue Name																		
Total Interest Payments		-		-		-		-		-		-		-		-		-
N/A																		
Type in Issue Name																		
Type in Issue Name																		
Type in Issue Name																		
Type in Issue Name																		
Total Interest Payments		-		-		-		-		-		-		-		-		-
N/A																		
Type in Issue Name																		
Type in Issue Name																		
Type in Issue Name																		
Type in Issue Name																		
Total Interest Payments		-		-		-		-		-		-		-		-		-
N/A																		
Type in Issue Name																		
Type in Issue Name																		
Type in Issue Name																		
Type in Issue Name																		
Total Interest Payments		-		-		-		-		-		-		-		-		-
N/A																		
Type in Issue Name																		
Type in Issue Name																		
Type in Issue Name																		
Type in Issue Name																		
Total Interest Payments		-		-		-		-		-		-		-		-		-
N/A																		
Type in Issue Name																		
Type in Issue Name																		
Type in Issue Name																		
Type in Issue Name																		
Total Interest Payments		-		-		-		-		-		-		-		-		-
N/A																		
Type in Issue Name																		
Type in Issue Name																		
Type in Issue Name																		
Type in Issue Name																		
Total Interest Payments		-		-		-		-		-		-		-		-		-
N/A																		
Type in Issue Name																		
Type in Issue Name																		
Type in Issue Name																		
Type in Issue Name																		
Total Interest Payments		-		-		-		-		-		-		-		-		-
N/A																		
Type in Issue Name																		
Type in Issue Name																		
Type in Issue Name																		
Type in Issue Name																		
Total Interest Payments		-		-		-		-		-		-		-		-		-
N/A																		
Type in Issue Name																		
Type in Issue Name																		
Type in Issue Name																		
Type in Issue Name																		
Total Interest Payments		-		-		-		-		-		-		-		-		-
N/A																		
Type in Issue Name																		
Type in Issue Name																		
Type in Issue Name																		
Type in Issue Name																		
Total Interest Payments		-		-		-		-		-		-		-		-		-
N/A																		
Type in Issue Name																		
Type in Issue Name																		
Type in Issue Name																		
Type in Issue Name																		
Total Interest Payments		-		-		-		-		-		-		-		-		-
N/A																		
Type in Issue Name																		
Type in Issue Name																		
Type in Issue Name																		
Type in Issue Name																		
Total Interest Payments		-		-		-		-		-		-		-		-		-
N/A																		
Type in Issue Name																		
Type in Issue Name																		
Type in Issue Name																		
Type in Issue Name																		
Total Interest Payments		-		-		-		-		-		-		-		-		-
N/A																		
Type in Issue Name																		
Type in Issue Name																		
Type in Issue Name																		
Type in Issue Name																		
Total Interest Payments		-		-		-		-		-		-		-		-		-
N/A																		
Type in Issue Name																		
Type in Issue Name																		
Type in Issue Name																		
Type in Issue Name																		
Total Interest Payments		-		-		-		-		-		-		-		-		-
N/A																		
Type in Issue Name																		
Type in Issue Name																		
Type in Issue Name																		
Type in Issue Name																		
Total Interest Payments		-		-		-		-		-		-		-		-		-
N/A																		
Type in Issue Name																		
Type in Issue Name																		
Type in Issue Name																		
Type in Issue Name																		
Total Interest Payments		-		-		-		-		-		-		-		-		-
N/A																		
Type in Issue Name																		
Type in Issue Name																		
Type in Issue Name																		
Type in Issue Name																		
Total Interest Payments		-		-		-		-		-		-		-		-		-
N/A																		
Type in Issue Name																		
Type in Issue Name																		
Type in Issue Name																		
Type in Issue Name																		

Net Position Reconciliation

South Amboy Redevelopment Agency

For the Period July 1, 2019

to June 30, 2020

FY 2020 Proposed Budget

Redevelopment Agency	Operation #2	N/A	N/A	N/A	N/A	Total All Operations
TOTAL NET POSITION BEGINNING OF LATEST AUDIT REPORT YEAR(1)						
Less: Invested in Capital Assets, Net of Related Debt (1)	\$ 10,812,348					\$ 10,812,348
Less: Restricted for Debt Service Reserve (1)	9,326,286					9,326,286
Less: Other Restricted Net Position (1)						-
Total Unrestricted Net Position (1)	1,486,062	-	-	-	-	1,486,062
Less: Designated for Non-Operating Improvements & Repairs						-
Less: Designated for Rate Stabilization						-
Less: Other Designated by Resolution						-
Plus: Accrued Unfunded Pension Liability (1)						-
Plus: Accrued Unfunded Other Post-Employment Benefit Liability (1)						-
Plus: Estimated Income (Loss) on Current Year Operations (2)	153,000					153,000
Plus: Other Adjustments (attach schedule)						-

UNRESTRICTED NET POSITION AVAILABLE FOR USE IN PROPOSED BUDGET

Unrestricted Net Position Utilized to Balance Proposed Budget	1,639,062	-	-	-	-	1,639,062
Unrestricted Net Position Utilized in Proposed Capital Budget	154,119	-	-	-	-	154,119
Appropriation to Municipality/County (3)	-	-	-	-	-	-
Total Unrestricted Net Position Utilized in Proposed Budget	154,119	-	-	-	-	154,119
PROJECTED UNRESTRICTED UNDESIGNATED NET POSITION AT END OF YEAR	\$ 1,484,943	\$ -	\$ -	\$ -	\$ -	\$ 1,484,943
Last issued Audit Report (4)						

(1) Total of all operations for this line item must agree to audited financial statements.

(2) Include budgeted and unbudgeted use of unrestricted net position in the current year's operations.

(3) Amount may not exceed 5% of total operating appropriations. See calculation below.

Maximum Allowable Appropriation to Municipality/County

\$ 17,504 \$ - \$ - \$ - \$ - \$ - \$ 17,504

(4) If Authority is projecting a deficit for any operation at the end of the budget period, the Authority must attach a statement explaining its plan to reduce the deficit, including the timeline for elimination of the deficit, if not already detailed in the budget narrative section.

2020
South Amboy
Redevelopment
Agency
(Name)

AUTHORITY
CAPITAL
BUDGET/
PROGRAM

2020 CERTIFICATION OF AUTHORITY CAPITAL BUDGET/PROGRAM


South Amboy Redevelopment Agency (Name)

FISCAL YEAR: FROM: July 1, 2019 TO: June 30, 2020

☐ It is hereby certified that the Authority Capital Budget/Program annexed hereto is a true copy of the Capital Budget/Program approved, pursuant to N.J.A.C. 5:31-2.2, along with the Annual Budget, by the governing body of the South Amboy Redevelopment Agency, on the _____ day of _____, _____.

OR

☒ It is hereby certified that the governing body of the South Amboy Redevelopment Agency have elected **NOT** to adopt a Capital Budget /Program for the aforesaid fiscal year, pursuant to N.J.A.C. 5:31-2.2 for the following reason(s): **The Agency has no capital projects planned at this time**

Officer's Signature:			
Name:	Kelly Wolff		
Title:	Secretary		
Address:	South Amboy Redevelopment Agency 140 North Broadway South Amboy, NJ 08879		
Phone Number:	732-525-5932	Fax Number:	732-727-2430
E-mail address	Wolffk@southamboynj.gov		

2020 CAPITAL BUDGET/PROGRAM MESSAGE

South Amboy Redevelopment Agency (Name)

FISCAL YEAR: **FROM:** July 1, 2019 **TO:** June 30, 2020

1. Has each municipality or county affected by the actions of the authority participated in the development of the capital plan and reviewed or approved the plans or projects included within the Capital Budget/Program?

N/A

2. Has each capital project/project financing been developed from a specific capital improvement plan or report; does it include full lifecycle costs; and is it consistent with appropriate elements of Master Plans or other plans in the jurisdiction(s) served by the authority?

N/A

3. Has a long-term (10-20 years) infrastructure needs assessment or other capital plan with a horizon beyond six years been prepared?

N/A

4. Describe the projected impact of the proposed capital projects, including impact on the schedule of rates, fees, and service charges and the impact on current and future year's schedules.

N/A

5. Please indicate which capital projects/project financings are being undertaken in the Metropolitan or Suburban Planning Areas as defined in the State Development and Redevelopment Plan.

N/A

6. Please indicate which capital projects/project financings are being undertaken within the boundary of a State Planning Commission-designated Center and/or Endorsed Plan and if the project was included in the Plan Implementation Agenda for that Center/Endorsed Plan.

N/A

Add additional sheets if necessary.

Proposed Capital Budget

South Amboy Redevelopment Agency

For the Period

July 1, 2019

to

June 30, 2020

		Funding Sources				
	Estimated Total Cost	Unrestricted Net Position Utilized	Renewal & Replacement Reserve	Debt Authorization	Capital Grants	Other Sources
<i>Redevelopment Agency</i>						
Type in Description	\$ -	NONE				
Type in Description	-					
Type in Description	-					
Type in Description	-					
Total	-	-	-	-	-	-
<i>Operation #2</i>						
Type in Description	-					
Type in Description	-					
Type in Description	-					
Type in Description	-					
Total	-	-	-	-	-	-
<i>N/A</i>						
Type in Description	-					
Type in Description	-					
Type in Description	-					
Type in Description	-					
Total	-	-	-	-	-	-
<i>N/A</i>						
Type in Description	-					
Type in Description	-					
Type in Description	-					
Type in Description	-					
Total	-	-	-	-	-	-
<i>N/A</i>						
Type in Description	-					
Type in Description	-					
Type in Description	-					
Type in Description	-					
Total	-	-	-	-	-	-
<i>N/A</i>						
Type in Description	-					
Type in Description	-					
Type in Description	-					
Type in Description	-					
Total	-	-	-	-	-	-
<i>N/A</i>						
Type in Description	-					
Type in Description	-					
Type in Description	-					
Type in Description	-					
Total	-	-	-	-	-	-
<i>N/A</i>						
Type in Description	-					
Type in Description	-					
Type in Description	-					
Type in Description	-					
Total	-	-	-	-	-	-
TOTAL PROPOSED CAPITAL BUDGET	\$ -	\$ -	\$ -	\$ -	\$ -	\$ -

Enter brief description of up to four projects for each operation above. For operations with more than four budgeted projects, please attach additional schedules. Input total amount of all projects for the operation on single line and enter "See Attached Schedule" instead of project description.

5 Year Capital Improvement Plan

South Amboy Redevelopment Agency

For the Period July 1, 2019 to June 30, 2020

Fiscal Year Beginning in

	Estimated Total Cost	Current Budget Year 2020	2021	2022	2023	2024	2025
Redevelopment Agency							
Type in Description	\$ -	\$ -	NONE				
Type in Description	-	-					
Type in Description	-	-					
Type in Description	-	-					
Total	-	-	-	-	-	-	-
Operation #2							
Type in Description	-	-					
Type in Description	-	-					
Type in Description	-	-					
Type in Description	-	-					
Total	-	-	-	-	-	-	-
N/A							
Type in Description	-	-					
Type in Description	-	-					
Type in Description	-	-					
Type in Description	-	-					
Total	-	-	-	-	-	-	-
N/A							
Type in Description	-	-					
Type in Description	-	-					
Type in Description	-	-					
Type in Description	-	-					
Total	-	-	-	-	-	-	-
N/A							
Type in Description	-	-					
Type in Description	-	-					
Type in Description	-	-					
Type in Description	-	-					
Total	-	-	-	-	-	-	-
N/A							
Type in Description	-	-					
Type in Description	-	-					
Type in Description	-	-					
Type in Description	-	-					
Total	-	-	-	-	-	-	-
TOTAL	\$ -	\$ -	\$ -	\$ -	\$ -	\$ -	\$ -

Project descriptions entered on Page CB-3 will carry forward to Pages CB-4 and CB-5. No need to re-enter project descriptions above.

5 Year Capital Improvement Plan Funding Sources

South Amboy Redevelopment Agency

For the Period July 1, 2019 to June 30, 2020

		<i>Funding Sources</i>				
		Estimated Total Cost	Unrestricted Net Position Utilized	Renewal & Replacement Reserve	Debt Authorization	Capital Grants Other Sources
<i>Redevelopment Agency</i>						
Type in Description	\$	-				
Type in Description		-				
Type in Description		-				
Type in Description		-				
Total		-	-	-	-	-
<i>Operation #2</i>						
Type in Description		-				
Type in Description		-				
Type in Description		-				
Type in Description		-				
Total		-	-	-	-	-
<i>N/A</i>						
Type in Description		-				
Type in Description		-				
Type in Description		-				
Type in Description		-				
Total		-	-	-	-	-
<i>N/A</i>						
Type in Description		-				
Type in Description		-				
Type in Description		-				
Type in Description		-				
Total		-	-	-	-	-
<i>N/A</i>						
Type in Description		-				
Type in Description		-				
Type in Description		-				
Type in Description		-				
Total		-	-	-	-	-
<i>N/A</i>						
Type in Description		-				
Type in Description		-				
Type in Description		-				
Type in Description		-				
Total		-	-	-	-	-
<i>N/A</i>						
Type in Description		-				
Type in Description		-				
Type in Description		-				
Type in Description		-				
Total		-	-	-	-	-
TOTAL		\$ -	\$ -	\$ -	\$ -	\$ -
Total 5 Year Plan per CB-4		\$ -				
Balance check		-	- If amount is other than zero, verify that projects listed above match projects listed on CB-4.			

Project descriptions entered on Page CB-3 will carry forward to Pages CB-4 and CB-5. No need to re-enter project descriptions above.