

# *Authority Budget of:*

## *South Amboy Redevelopment Agency*

**State Filing Year**

**2020**

**APPROVED COPY**

*For the Period:*

*July 1, 2020*

*to*

*June 30, 2021*

<http://www.southamboynj.gov/south-amboy-redevelopment-agency-sara>

Authority Web Address



*Division of Local Government Services*

**SOUTH AMBOY REDEVELOPMENT AGENCY**

**RESOLUTION TO AMEND THE 2020 INTRODUCED BUDGET  
PURSUANT TO N.J.A.C 5:31-2.8  
FISCAL YEAR: FROM JULY 1, 2020 TO JUNE 30, 2021**

**WHEREAS**, the South Amboy Redevelopment Agency has introduced the 2021 Authority Budget on June 4, 2020, and

**WHEREAS**, the South Amboy Redevelopment Agency finds it necessary to amend the 2021 Authority Budget, as follows:

|   | <u><b>From</b></u> | <u><b>To</b></u> |
|---|--------------------|------------------|
| <u><b>Budgeted Appropriations:</b></u>            |                    |                  |
| <u><b>Cost of Providing Services - Other:</b></u> |                    |                  |
| Building Maintenance                              | \$ 20,000          | \$ 70,000        |
| Total COPS – Other                                | \$ 173,076         | \$ 223,076       |
| Total Cost of Providing Services                  | \$ 173,076         | \$ 223,076       |
| Total Operating Appropriations                    | \$ 358,953         | \$ 408,953       |
| Total Appropriations                              | \$ 453,978         | \$ 503,978       |
| Total Appropriations & Accumulated Deficit        | \$ 453,978         | \$ 503,978       |
| Unrestricted Net Position Utilized – Other        | \$ 129,518         | \$ 179,518       |
| Total Unrestricted Net Position Utilized          | \$ 129,518         | \$ 179,518       |
| Total Net Appropriations                          | \$ 324,460         | \$ 324,460       |

**WHEREAS**, the Division of Local Government Services requires that the Authority set forth the reason(s) for the amendment.


**NOW, THEREFORE BE IT RESOLVED**, in accordance with the requirements of the Division that the record show that the 2021 Authority Budget be amended for the following reason:

1. The Agency has determined that certain structural repairs are required to the facilities leased to the YMCA. The Agency is amending its 2021 budget to reflect these additional appropriations.

**BE IT FURTHER RESOLVED**, by the Commissioners of the South Amboy Redevelopment Agency that the 2021 Authority Budget is hereby amended as detailed above, and

**BE IT FURTHER RESOLVED**, that the Board's Secretary is hereby directed to submit a copy of this resolution to the Director of Local Government Services for approval as part of the 2021 Authority Budget.

Adopted on August 6, 2020

  
Board Secretary

Governing Body Recorded Vote:

| <b>Member:</b> | <b>Moved</b> | <b>Seconded</b> | <b>Ayes</b> | <b>Nays</b> | <b>Abstain</b> | <b>Absent</b> |
|----------------|--------------|-----------------|-------------|-------------|----------------|---------------|
| Kevin Meszaros |              |                 | ✓           |             |                |               |
| Zusette Dato   |              |                 | ✓           |             |                |               |
| Camille Tooker |              | ✓               | ✓           |             |                |               |
| Tony Gonsalves |              |                 |             |             |                | ✓             |
| Frank Milatta  |              |                 | ✓           |             |                |               |
| Anthony Conrad | ✓            |                 | ✓           |             |                |               |
| Dave Kales     |              |                 |             |             |                | ✓             |

M: 06-04-20 :03

**SOUTH AMBOY REDEVELOPMENT AGENCY**

**RESOLUTION OF THE SOUTH AMBOY REDEVELOPMENT AGENCY REGARDING THE  
DELAYED INTRODUCTION OF THE 2021 BUDGET**

WHEREAS, the South Amboy Redevelopment Agency is required to approve its annual budget at least 60 days prior to the end of its current fiscal year; and

WHEREAS, in order to accurately prepare its budget for the fiscal year ended June 30, 2021, the Agency was required to delay the introduction of the budget for the purpose of verifying its available revenue sources; and


WHEREAS, the Agency will subsequently approve and adopt the budget for the fiscal year ended June 30, 2021 on or before September 30, 2020.

NOW, THEREFORE, BE IT RESOLVED, that this resolution be forwarded to the Bureau of Authority Regulation, Division of Local Government Services, State of New Jersey.

  
(Secretary's signature)

Meeting Date: June 04, 2020

| <b>Member:</b> | <b>Moved</b> | <b>Seconded</b> | <b>Ayes</b> | <b>Nays</b> | <b>Abstain</b> | <b>Absent</b> |
|----------------|--------------|-----------------|-------------|-------------|----------------|---------------|
| Kevin Meszaros |              |                 | ✓           |             |                |               |
| Zusette Dato   |              |                 | ✓           |             |                |               |
| Camille Tooker |              |                 |             |             |                | ✓             |
| Tony Gonsalves |              | ✓               | ✓           |             |                |               |
| Frank Milatta  |              |                 | ✓           |             |                |               |
| Dave Kales     |              |                 | ✓           |             |                |               |
| Anthony Conrad | ✓            |                 | ✓           |             |                |               |



M: 06-04-20 :04

## SOUTH AMBOY REDEVELOPMENT AGENCY

RE: 2021 Temporary Budget

WHEREAS, N.J.A.C. 5:31-2.5 provides that where any contracts, commitments or payments are required to be made prior to the adoption of the budget, temporary appropriations should be made to provide for the period between the beginning of the fiscal year and the adoption of the budget; and

WHEREAS, it is anticipated that the budget will be approved by the Division of Local Government Services; and adopted no later than September 30, 2020; and

WHEREAS, the temporary appropriations adopted pursuant to this chapter do not exceed the total of appropriations made for all purposes in the budget for the 2020 fiscal year exclusive of all interest and debt redemption charges maturing subsequent to the end of the fiscal year and prior to the date of adoption of the budget; and

WHEREAS, the temporary appropriation in this resolution is less than the total appropriation for the preceding fiscal year,

NOW, THEREFORE, BE IT RESOLVED, that the following temporary appropriations be made for the 2021 fiscal year:

Administration:

|                      |                 |
|----------------------|-----------------|
| Other Expenses       | <u>\$26,470</u> |
| Total Administration | <u>26,470</u>   |

Cost of Providing Services:

|                                  |               |
|----------------------------------|---------------|
| Other Expenses                   | <u>18,270</u> |
| Total Cost of Providing Services | <u>18,270</u> |

|                                |                 |
|--------------------------------|-----------------|
| Total Operating Appropriations | <u>\$44,740</u> |
|--------------------------------|-----------------|

Debt Service:

|                      |                  |
|----------------------|------------------|
| Bond Principal       | \$80,000         |
| Bond Interest        | <u>48,213</u>    |
| Total Debt Service   | <u>\$128,213</u> |
| Total Appropriations | <u>\$172,953</u> |

Approved 6/4/2020  
(Date)

ATTEST:

Eric Chubenko

Eric Chubenko, Executive Director

Meeting Date: June 04, 2020

| <b>Member:</b> | <b>Moved</b> | <b>Seconded</b> | <b>Ayes</b> | <b>Nays</b> | <b>Abstain</b> | <b>Absent</b> |
|----------------|--------------|-----------------|-------------|-------------|----------------|---------------|
| Kevin Meszaros |              |                 | ✓           |             |                |               |
| Zusette Dato   |              |                 | ✓           |             |                |               |
| Camille Tooker |              |                 |             |             |                | ✓             |
| Tony Gonsalves |              | ✓               | ✓           |             |                |               |
| Frank Milatta  |              |                 | ✓           |             |                |               |
| Dave Kales     |              |                 | ✓           |             |                |               |
| Anthony Conrad | ✓            |                 | ✓           |             |                |               |

# **2020 (2020-2021) AUTHORITY BUDGET**

## **Certification Section**

**2020 (2020-2021)**

**South Amboy Redevelopment Agency**  
(Name)

**AUTHORITY BUDGET**

**FISCAL YEAR: FROM July 1, 2020 TO June 30, 2021**

**For Division Use Only**

**CERTIFICATION OF APPROVED BUDGET**

*It is hereby certified that the approved Budget made a part hereof complies with the requirements of law and the rules and regulations of the Local Finance Board, and approval is given pursuant to N.J.S.A. 40A:5A-11.*

*State of New Jersey  
Department of Community Affairs  
Director of the Division of Local Government Services*

By: Paul D. Givert CPA, RMA Date: 6/25/2020

**CERTIFICATION OF ADOPTED BUDGET**

*It is hereby certified that the adopted Budget made a part hereof has been compared with the approved Budget previously certified by the Division, and any amendments made thereto. This adopted Budget is certified with respect to such amendments and comparisons only.*

*State of New Jersey  
Department of Community Affairs  
Director of the Division of Local Government Services*

By: \_\_\_\_\_ Date: \_\_\_\_\_



## 2020 (2020-2021) PREPARER'S CERTIFICATION

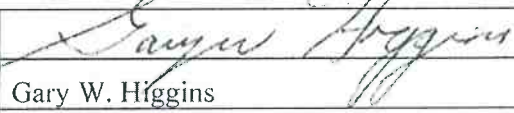
**South Amboy Redevelopment Agency**  
(Name)

### AUTHORITY BUDGET

**FISCAL YEAR:** FROM: July 1, 2020 **TO:** June 30, 2021

It is hereby certified that the Authority Budget, including both the Annual Budget and the Capital Budget/Program annexed hereto, represents the members of the governing body's resolve with respect to statute in that: all estimates of revenue are reasonable, accurate and correctly stated; all items of appropriation are properly set forth; and in itemization, form and content, the budget will permit the exercise of the comptroller function within the Authority.

It is further certified that all proposed budgeted amounts and totals are correct. Also, I hereby provide reasonable assurance that all assertions contained herein are accurate and all required schedules are completed and attached.

|                       |   |             |              |
|-----------------------|---|-------------|--------------|
| Preparer's Signature: |  |             |              |
| Name:                 | Gary W. Higgins   |             |              |
| Title:                | Auditor   |             |              |
| Address:              | Lerch, Vinci & Higgins, LLP<br>17 – 17 Route 208<br>Fair Lawn, NJ 07410             |             |              |
| Phone Number:         | 201-791-7100  | Fax Number: | 201-791-3035 |
| E-mail address        | ghiggins@lvhcpa.com   |             |              |

# 2020 (2020-2021) APPROVAL CERTIFICATION


**South Amboy Redevelopment Agency**  
(Name)

## AUTHORITY BUDGET

**FISCAL YEAR: FROM: July 1, 2020 TO: June 30, 2021**

It is hereby certified that the Authority Budget, including all schedules appended hereto, are a true copy of the Annual Budget and Capital Budget/Program approved by resolution by the governing body of the South Amboy Redevelopment Agency, at an open public meeting held pursuant to N.J.A.C. 5:31-2.3, on the 4th day of June, 2020.

It is further certified that the recorded vote appearing in the resolution represents not less than a majority of the full membership of the governing body thereof.

|                      |   |             |              |
|----------------------|---|-------------|--------------|
| Officer's Signature: |  |             |              |
| Name:                | Kelly Wolff   |             |              |
| Title:               | Secretary   |             |              |
| Address:             | South Amboy Redevelopment Agency<br>140 North Broadway<br>South Amboy, NJ 08879     |             |              |
| Phone Number:        | 732-525-5932  | Fax Number: | 732-727-2430 |
| E-mail address       | Wolffk@southamboynj.gov   |             |              |

# INTERNET WEBSITE CERTIFICATION

|                                 |   |
|---------------------------------|---|
| <b>Authority's Web Address:</b> | <a href="https://www.southamboynj.gov/departments/redevelopment-agency-sara">https://www.southamboynj.gov/departments/redevelopment-agency-sara</a> |
|---------------------------------|---|

All authorities shall maintain either an Internet website or a webpage on the municipality's or county's Internet website. The purpose of the website or webpage shall be to provide increased public access to the authority's operations and activities. N.J.S.A. 40A:5A-17.1 requires the following items to be included on the Authority's website at a minimum for public disclosure. Check the boxes below to certify the Authority's compliance with N.J.S.A. 40A:5A-17.1.


- ☒ A description of the Authority's mission and responsibilities
- ☒ Budgets for the current fiscal year and immediately preceding two prior years
- ☒ The most recent Comprehensive Annual Financial Report (Unaudited) or similar financial information (**Similar Information is such as PIE Charts, Bar Graphs etc. for such items as Revenues, Expenditures, and other information the Authority deems relevant to inform the public**)
- ☒ The complete (**All Pages**) annual audits (**Not the Audit Synopsis**) of the most recent fiscal year and immediately two prior years
- ☒ The Authority's rules, regulations and official policy statements deemed relevant by the governing body of the authority to the interests of the residents within the authority's service area or jurisdiction
- ☒ Notice posted pursuant to the "Open Public Meetings Act" for each meeting of the Authority, setting forth the time, date, location and agenda of each meeting
- ☒ The approved minutes of each meeting of the Authority including all resolutions of the board and their committees; for at least three consecutive fiscal years
- ☒ The name, mailing address, electronic mail address and phone number of every person who exercises day-to-day supervision or management over some or all of the operations of the Authority
- ☒ A list of attorneys, advisors, consultants and any other person, firm, business, partnership, corporation or other organization which received any remuneration of \$17,500 or more during the preceding fiscal year for any service whatsoever rendered to the Authority.

It is hereby certified by the below authorized representative of the Authority that the Authority's website or webpage as identified above complies with the minimum statutory requirements of N.J.S.A. 40A:5A-17.1 as listed above. A check in each of the above boxes signifies compliance.

Name of Officer Certifying compliance

Title of Officer Certifying compliance

Signature

Eric Chubenko  
Executive Director  


## 2020 (2020-2021) AUTHORITY BUDGET RESOLUTION

### South Amboy Redevelopment Agency

(Name)

Important --The Amounts on this page need to agree with budget pages F-1 and CB-3. Fill these amounts in after you finalize the amounts on pages F-1 and CB-3. Re-check before this resolution is adopted

**FISCAL YEAR: FROM: July 1, 2020 TO: June 30, 2021**

WHEREAS, the Annual Budget and Capital Budget for the South Amboy Redevelopment Agency Authority for the fiscal year beginning, July 1, 2020 and ending, June 30, 2021 has been presented before the governing body of the South Amboy Redevelopment Agency at its open public meeting of June 4, 2020; and

WHEREAS, the Annual Budget as introduced reflects Total Revenues of \$ 324,460 , Total Appropriations, including any Accumulated Deficit if any, of \$ 453,978 and Total Unrestricted Net Position utilized of \$ 129,518; and

WHEREAS, the Capital Budget as introduced reflects Total Capital Appropriations of \$-0- and Total Unrestricted Net Position planned to be utilized as funding thereof, of \$-0-; and


WHEREAS, the schedule of rates, fees and other charges in effect will produce sufficient revenues, together with all other anticipated revenues to satisfy all obligations to the holders of bonds of the Authority, to meet operating expenses, capital outlays, debt service requirements, and to provide for such reserves, all as may be required by law, regulation or terms of contracts and agreements; and

WHEREAS, the Capital Budget/Program, pursuant to N.J.A.C. 5:31-2, does not confer any authorization to raise or expend funds; rather it is a document to be used as part of the said Authority's planning and management objectives. Specific authorization to expend funds for the purposes described in this section of the budget, must be granted elsewhere; by bond resolution, by a project financing agreement, by resolution appropriating funds from the Renewal and Replacement Reserve or other means provided by law.

NOW, THEREFORE BE IT RESOLVED, by the governing body of the South Amboy Redevelopment Agency, at an open public meeting held on June 4, 2020 that the Annual Budget, including all related schedules, and the Capital Budget/Program of the South Amboy Redevelopment Agency for the fiscal year beginning, July 1, 2020 and ending, June 30, 2021 is hereby approved; and

BE IT FURTHER RESOLVED, that the anticipated revenues as reflected in the Annual Budget are of sufficient amount to meet all proposed expenditures/expenses and all covenants, terms and provisions as stipulated in the said Authority's outstanding debt obligations, capital lease arrangements, service contracts, and other pledged agreements; and

BE IT FURTHER RESOLVED, that the governing body of the South Amboy Redevelopment Agency will consider the Annual Budget and Capital Budget/Program for adoption on July 2, 2020.

  
(Secretary's Signature)

June 4, 2020  
(Date)

| Member:        | Moved | Seconded | Ayes | Nays | Abstain | Absent |
|----------------|-------|----------|------|------|---------|--------|
| Kevin Meszaros |       |          | ✓    |      |         |        |
| Zusette Dato   |       |          | ✓    |      |         |        |
| Camille Tooker |       |          |      |      |         | ✓      |
| Tony Gonsalves |       | ✓        | ✓    |      |         |        |
| Frank Milatta  |       |          | ✓    |      |         |        |
| Dave Kales     |       |          | ✓    |      |         |        |
| Anthony Conrad | ✓     |          | ✓    |      |         |        |


# 2020 (2020-2021) ADOPTION CERTIFICATION

## South Amboy Redevelopment Agency (Name)

### AUTHORITY BUDGET

**FISCAL YEAR:**    **FROM:**    July 1, 2020    **TO:**    June 30, 2021

It is hereby certified that the Authority Budget and Capital Budget/Program annexed hereto is a true copy of the Budget adopted by the governing body of the South Amboy Redevelopment Agency, pursuant to N.J.A.C. 5:31-2.3, on the 6th day of, August, 2020.

|                      |  |             |              |
|----------------------|--|-------------|--------------|
| Officer's Signature: |  |             |              |
| Name:                | Kelly Wolff  |             |              |
| Title:               | Secretary  |             |              |
| Address:             | South Amboy Redevelopment Agency<br>140 North Broadway<br>South Amboy, NJ 08879    |             |              |
| Phone Number:        | 732-525-5930   | Fax Number: | 732-727-2430 |
| E-mail address       | Wolffk@southamboynj.gov  |             |              |

## 2020 (2020-2021) ADOPTED BUDGET RESOLUTION

### South Amboy Redevelopment Agency

(Name)

### AUTHORITY

**FISCAL YEAR:**    **FROM:**    July 1, 2020    **TO:**    June 30, 2021

WHEREAS, the Annual Budget and Capital Budget/Program for the South Amboy Redevelopment Agency for the fiscal year beginning July 1, 2020 and ending, June 30, 2021 has been presented for adoption before the governing body of the South Amboy Redevelopment Agency at its open public meeting of August 6, 2020; and


WHEREAS, the Annual Budget and Capital Budget as presented for adoption reflects each item of revenue and appropriation in the same amount and title as set forth in the introduced and approved budget, including all amendments thereto, if any, which have been approved by the Director of the Division of Local Government Services; and

WHEREAS, the Annual Budget as introduced reflects Total Revenues of \$ 324,460 , Total Appropriations, including any Accumulated Deficit if any, of \$ 503,978 and Total Unrestricted Net Position utilized of \$ 179,518; and

WHEREAS, the Capital Budget as introduced reflects Total Capital Appropriations of \$-0- and Total Unrestricted Net Position planned to be utilized as funding thereof, of \$-0-.

NOW, THEREFORE BE IT RESOLVED, by the governing body of South Amboy Redevelopment Agency, at an open public meeting held on July 2, 2020 that the Annual Budget and Capital Budget/Program of the South Amboy Redevelopment Agency for the fiscal year beginning, August 6, 2020 and, ending, June 30, 2021 is hereby adopted and shall constitute appropriations for the purposes stated; and

BE IT FURTHER RESOLVED, that the Annual Budget and Capital Budget/Program as presented for adoption reflects each item of revenue and appropriation in the same amount and title as set forth in the introduced and approved budget, including all amendments thereto, if any, which have been approved by the Director of the Division of Local Government Services.

  
(Secretary's Signature)

August 6, 2020  
(Date)

Governing Body

Recorded Vote

| Member:        | Moved | Seconded | Ayes | Nays | Abstain | Absent |
|----------------|-------|----------|------|------|---------|--------|
| Kevin Meszaros |       |          | ✓    |      |         |        |
| Zusette Dato   |       |          | ✓    |      |         |        |
| Camille Tooker |       | ✓        | ✓    |      |         |        |
| Tony Gonsalves |       |          |      |      |         | ✓      |
| Frank Milatta  |       |          | ✓    |      |         |        |
| Anthony Conrad | ✓     |          | ✓    |      |         |        |
| Dave Kales     |       |          |      |      |         | ✓      |

# **2020 (2020-2021) AUTHORITY BUDGET**

## **Narrative and Information Section**



# 2020 (2020-2021) AUTHORITY BUDGET MESSAGE & ANALYSIS

South Amboy Redevelopment Agency  
(Name)

## AUTHORIT-Y BUDGET

FISCAL YEAR: FROM: July 1, 2020 TO: June 30, 2021

*Answer all questions below. Attach additional pages and schedules as needed.*

1. Complete a brief statement on the 2020/2020-2021 proposed Annual Budget and make comparison to the 2019/2019-2020 adopted budget for each Revenues and Appropriations. Explain any variances over +/-10% (As shown on budget pages F-2 and F-4 explain the reason for changes for each revenue and appropriation changing more than 10%) for each individual revenue and appropriation line item. Explanations of variances should include a description of the reason for the increase/decrease in the budgeted line item, not just an indication of the amount and percent of the change. Attach any supporting documentation that will help to explain the reason for the increase/decrease in the budgeted line item.
2. Describe the state of the local/regional economy and how it may impact the proposed Annual Budget, including the planned Capital Budget/Program. (Example Consider New Development projects such as Housing /Commercial projects impact on the Authorities expenses or revenues)
3. Describe the reasons for utilizing Unrestricted Net Position in the proposed Annual Budget and or Capital Budget, i.e. rate stabilization, debt service reduction, to balance the budget, etc. If the Authority's budget anticipates a use of Unrestricted Net Position, this question must be answered.
4. Identify any sources of funds transferred to the County/Municipality as a budget subsidy or a shared service payments, pilot payments, or other types of contracts or agreements (Example to provide police services to the Authority etc. and explain the reason for the transfer (i.e.: to balance the County/Municipality budget, etc.).
5. The proposed budget must not reflect an anticipated deficit from 2020/2020-2021 operations. If there exists an accumulated deficit from prior years' budgets (and funding is included in the proposed budget as a result of a prior deficit) explain the funding plan to eliminate said deficit (N.J.S.A. 40A:5A-12). If the Authority has a net deficit reported in its most recent audit, it must provide a deficit reduction plan in response to this question.  
  
(Prepare a response to deficits in most recent audit report pertaining to Deficits to Unrestricted Net Position caused by recording Pension and Post-Employment Benefits liabilities as required by GASB 68 and GASB 75) and similar types of deficits in the audit report. How would these deficits be funded?
6. Attach a schedule of the Authority's existing rate structure (connection fees, parking fees, service charges, etc.) if it has been changed since the prior year budget submission and a schedule of the proposed rate structure for the upcoming fiscal year. Explain any proposed changes in the rate structure and attach the resolution approving the change in the rate structure, if applicable. (If no changes to fees or rates indicate (Answer as "Rates Are Staying the Same")



SOUTH AMBOY REDEVELOPMENT AGENCY  
2021 BUDGET  
Page N-1 addendum

1. (a) The proposed 2021 operating budget increased \$6,167 (or 1.4%) when compared to the 2020 budget.  
(b) The 2021 budget includes a decrease of \$5,000 (or 20%) for Building Maintenance when compared to the 2020 budget. This decrease is based on a reduction in anticipated activities for the coming year.  
(c) The 2021 budget includes a Paint and Promote Program appropriation in the amount of \$7,500 for a new program which is anticipated in 2021.  
(d) The proposed 2021 Other Operating Revenues YMCA Lease Rental shows an increase the amount of \$29,868 (or 17.2%) when compared to the 2020 budget. This is based on the existing lease agreement from 2017.  
(e) The Proposed 2021 Non-Operating Revenues Interest Earned increased \$900 (or 900%) when compared to the 2020 budget. This is based on amounts on deposit.
2. The local economy is not expected to impact the 2021 proposed budget. The Agency is the mechanism by which the City of South Amboy intends to encourage investment in the City and thereby create additional ratables.
3. Unrestricted Net Position in the amount of \$129,518 is utilized to balance the proposed 2021 budget.
4. The South Amboy Redevelopment Agency has appropriated \$48,077 in its 2021 budget for administrative services to be provided by the City of South Amboy as a shared service. An additional \$100,000 has been appropriated in the 2021 budget for professional services to be provided by the City of South Amboy as a shared service.
5. There is no deficit in the proposed 2021 budget.
6. Not Applicable

## AUTHORITY CONTACT INFORMATION 2020 (2020-2021)

Please complete the following information regarding this Authority. All information requested below must be completed.

|                           |  |                    |              |
|---------------------------|--|--------------------|--------------|
| <b>Name of Authority:</b> | South Amboy Redevelopment Agency                       |                    |              |
| <b>Federal ID Number:</b> | 22-0090261   |                    |              |
| <b>Address:</b>           | South Amboy Redevelopment Agency<br>140 North Broadway |                    |              |
| <b>City, State, Zip:</b>  | South Amboy  | NJ                 | 08879        |
| <b>Phone: (ext.)</b>      | 732-525-5932   | <b>Fax Number:</b> | 732-727-2430 |

|                            |  |             |              |
|----------------------------|--|-------------|--------------|
| <b>Preparer's Name:</b>    | Gary W. Higgins                                |             |              |
| <b>Preparer's Address:</b> | Lerch, Vinci & Higgins, LLP<br>17-17 Route 208 |             |              |
| <b>City, State, Zip:</b>   | Fair Lawn                                      | NJ          | 07410        |
| <b>Phone: (ext.)</b>       | 201-791-7100                                   | <b>Fax:</b> | 201-791-3035 |
| <b>E-mail:</b>             | ghiggins@lvhcpa.com                            |             |              |

|  |                  |             |  |
|--|------------------|-------------|--|
| <b>Chief Executive Officer:(1)</b>                             | Eric Chubenko    |             |  |
| (1) Or person who performs these functions under another Title |                  |             |  |
| <b>Phone: (ext.)</b>   | 732-221-9064     | <b>Fax:</b> |  |
| <b>E-mail:</b>   | eric@chubenko.us |             |  |

|  |                         |             |              |
|--|-------------------------|-------------|--------------|
| <b>Chief Financial Officer(1)</b>                              | Dan Balka               |             |              |
| (1) Or person who performs these functions under another Title |                         |             |              |
| <b>Phone: (ext.)</b>   | 732-525-5922            | <b>Fax:</b> | 732-727-6139 |
| <b>E-mail:</b>   | balkad@southamboynj.gov |             |              |

|                          |                             |             |              |
|--------------------------|-----------------------------|-------------|--------------|
| <b>Name of Auditor:</b>  | Gary W. Higgins             |             |              |
| <b>Name of Firm:</b>     | Lerch, Vinci & Higgins, LLP |             |              |
| <b>Address:</b>          | 17-17 Route 208 North       |             |              |
| <b>City, State, Zip:</b> | Fair Lawn                   | NJ          | 07410        |
| <b>Phone: (ext.)</b>     | 201-791-7100                | <b>Fax:</b> | 201-791-3035 |
| <b>E-mail:</b>           | ghiggins@lvhcpa.com         |             |              |

# AUTHORITY INFORMATIONAL QUESTIONNAIRE

## South Amboy Redevelopment Agency

(Name)

FISCAL YEAR: FROM: July 1, 2020 TO: June 30, 2021

Answer all questions below completely and attach additional information as required.

- 1) Provide the number of individuals employed in (Use Most Recent W-3 Available 2018 or 2019) as reported on the Authority's Form W-3, Transmittal of Wage and Tax Statements: 0
- 2) Provide the amount of total salaries and wages as reported on the Authority's Form W-3, (Use Most Recent W-3 Available 2018 or 2019) Transmittal of Wage and Tax Statements: 0
- 3) Provide the number of regular voting members of the governing body: 7 (Even if not all commissioners have been appointed (Total Commissioners are either 5 or 7 (*Regional Authorities may have more than 7 members*)) s per statute for your Authority)
- 4) Provide the number of alternate voting members of the governing body: 0 (Maximum is 2)
- 5) Did any person listed on Page N-4 have a family or business relationship with any other person listed on Page N-4 during the current fiscal year? No If "yes," attach a description of the relationship including the names of the individuals involved and their positions at the Authority.
- 6) Did all individuals that were required to file a Financial Disclosure Statement for the current fiscal year (Most Recent Filing that March 31, 2019 or 2020 deadline has passed 2019 or 2020) because of their relationship with the Authority file the form as required? (Checked to see if individuals actually filed at <http://www.state.nj.us/dca/divisions/dlgs/resources/fds.html> before answering) No If "no," provide a list of those individuals who failed to file a Financial Disclosure Statement and an explanation as to the reason for their failure to file. Ms. Tooker failed to file her updated Financial Disclosure Form.
- 7) Does the Authority have any amounts receivable from current or former commissioners, officers, key employees or highest compensated employees? No If "yes," attach a list of those individuals, their position, the amount receivable, and a description of the amount due to the Authority.
- 8) Was the Authority a party to a business transaction with one of the following parties:
  - a. A current or former commissioner, officer, key employee, or highest compensated employee? No
  - b. A family member of a current or former commissioner, officer, key employee, or highest compensated employee? No
  - c. An entity of which a current or former commissioner, officer, key employee, or highest compensated employee (or family member thereof) was an officer or direct or indirect owner? NoIf the answer to any of the above is "yes," attach a description of the transaction including the name of the commissioner, officer, key employee, or highest compensated employee (or family member thereof) of the Authority; the name of the entity and relationship to the individual or family member; the amount paid; and whether the transaction was subject to a competitive bid process.
- 9) Did the Authority during the most recent fiscal year pay premiums, directly or indirectly, on a personal benefit contract? A personal benefit contract is generally any life insurance, annuity, or endowment contract that benefits, directly or indirectly, the transferor, a member of the transferor's family, or any other person designated by the transferor. No If "yes," attach a description of the arrangement, the premiums paid, and indicate the beneficiary of the contract.
- 10) Explain the Authority's process for determining compensation for all persons listed on Page N-4. Include whether the Authority's process includes any of the following: 1) review and approval by the commissioners or a committee thereof; 2) study or survey of compensation data for comparable positions in similarly sized entities; 3) annual or periodic performance evaluation; 4) independent compensation consultant; and/or 5) written employment contract. *Attach a narrative of your Authorities procedures for all individuals listed on Page N-4 (2 of 2).*

- 11) Did the Authority pay for meals or catering during the current fiscal year? No If "yes," attach a detailed list of all meals and/or catering invoices for the current fiscal year and provide an explanation for each expenditure listed.
- 12) Did the Authority pay for travel expenses for any employee or individual listed on Page N-4? No If "yes," **attach a detailed list of all travel expenses** for the current fiscal year and provide an explanation for each expenditure listed.
- 13) Did the Authority provide any of the following to or for a person listed on Page N-4 or any other employee of the Authority?
- a. First class or charter travel No
  - b. Travel for companions No
  - c. Tax indemnification and gross-up payments No
  - d. Discretionary spending account No
  - e. Housing allowance or residence for personal use No
  - f. Payments for business use of personal residence No
  - g. Vehicle/auto allowance or vehicle for personal use No
  - h. Health or social club dues or initiation fees No
  - i. Personal services (i.e.: maid, chauffeur, chef) No
- If the answer to any of the above is "yes," attach a description of the transaction including the name and position of the individual and the amount expended.
- 14) Did the Authority follow a written policy regarding payment or reimbursement for expenses incurred by employees and/or commissioners during the course of Authority business and does that policy require substantiation of expenses through receipts or invoices prior to reimbursement? Not Applicable, the Agency has not reimbursed employees or commissioners for expenses incurred during the normal course of Agency business. If "no," attach an explanation of the Authority's process for reimbursing employees and commissioners for expenses. (If your authority does not allow for reimbursements indicate that in answer)
- 15) Did the Authority make any payments to current or former commissioners or employees for severance or termination? No If "yes," attach explanation including amount paid.
- 16) Did the Authority make any payments to current or former commissioners or employees that were contingent upon the performance of the Authority or that were considered discretionary bonuses? No If "yes," attach explanation including amount paid.
- 17) Did the Authority comply with its Continuing Disclosure Agreements for all debt issuances outstanding by submitting its audited annual financial statements, annual operating data, and notice of material events to the Municipal Securities Rulemaking Board's Electronic Municipal Marketplace Access (EMMA) as required? Not Applicable – The Agency does not have any Continuing Disclosure Agreements. If "no," attach a description of the Authority's plan to ensure compliance with its Continuing Disclosure Agreements in the future. (If no bonded Debt answer is Not Applicable). (New Jersey Infrastructure Trust Loans are not bonded debt of an Authority)
- 18) Did the Authority receive any notices from the Department of Environmental Protection or any other entity regarding maintenance or repairs required to the Authority's systems to bring them into compliance with current regulations and standards that it has not yet taken action to remediate? No If "yes," attach explanation as to why the Authority has not yet undertaken the required maintenance or repairs and describe the Authority's plan to address the conditions identified.
- 19) Did the Authority receive any notices of fines or assessments from the Department of Environmental Protection or any other entity due to noncompliance with current regulations (i.e.: sewer overflow, etc.)? No If "yes," attach a description of the event or condition that resulted in the fine or assessment and indicate the amount of the fine or assessment.



*(This page is directions for filling in page (N-4 (2-of 2) ) (No answers should be entered on this page)*

**AUTHORITY SCHEDULE OF COMMISSIONERS, OFFICERS, KEY EMPLOYEES,  
HIGHEST COMPENSATED EMPLOYEES AND INDEPENDENT CONTRACTORS**

**South Amboy Redevelopment Agency**

(Name)

**FISCAL YEAR: FROM: July 1, 2020 TO: June 30, 2021**

*Complete the attached table for all persons required to be listed per #1-4 below.*

- 1) List all of the Authority's current commissioners and officers and amount of compensation from the Authority and any other public entities as defined below. Enter zero if no compensation was paid.
- 2) List all of the Authority's key employees and highest compensated employees other than a commissioner or officer as defined below and amount of compensation from the Authority and any other public entities.
- 3) List all of the Authority's former officers, key employees and highest compensated employees who **received** more than \$100,000 in reportable compensation from the Authority and any other public entities during the most recent fiscal year completed.
- 4) List all of the Authority's former commissioners who received more than \$10,000 in reportable compensation from the Authority and any other public entities during the most recent fiscal year completed.

**Commissioner:** A member of the governing body of the authority with voting rights. Include alternates for purposes of this schedule.

**Officer:** A person elected or appointed to manage the authority's daily operations at any time during the year, such as the chairperson, vice-chairperson, secretary, or treasurer. For the purposes of this schedule, treat the authority's top management official and top financial official as officers. A member of the governing body may be both a commissioner and an officer for the purposes of this schedule.

**Key employee:** An employee or independent contractor of the authority (other than a commissioner or officer) who meets both of the following criteria:

- a) The individual received reportable compensation from the authority and other public entities in excess of \$150,000 for the most recent fiscal year completed; and
- b) The individual has responsibilities or influence over the authority as a whole or has power to control or determine 10% or more of the authority's capital expenditures or operating budget.

**Highest compensated employee:** One of the five highest compensated employees or independent contractors of the authority other than current commissioners, officers, or key employees whose aggregate reportable compensation from the authority and other public entities is greater than \$100,000 for the most recent fiscal year completed.

**Compensation:** All forms of cash and non-cash payments or benefits provided in exchange for services, including salaries and wages, bonuses, severance payments, deferred payments, retirement benefits, fringe benefits, and other financial arrangements or transactions such as personal vehicles, meals, housing, personal and family education benefits, below-market loans, payment of personal or family travel, entertainment, and personal use of the Authority's property. Compensation includes payments and other benefits provided to both employees and independent contractors in exchange for services.

**Reportable compensation:** (Use the Most Recent W-2 available 2018 or 2019). The aggregate compensation that is reported (or is required to be reported) on Form W-2, box 1 or 5, whichever amount is greater, and/or Form 1099-MISC, box 7, for the most recent calendar year ended 60 days before the start of the proposed budget year. For example, for fiscal years ending December 31, 2020, the most recent W-2 and 1099 should be used 2019 or 2018 (60 days prior to start of budget year is November 1, 2019, with 2018 being the most recent calendar year ended), and for fiscal years ending June 30, 2020, the calendar year 2019 W-2 and 1099 should be used (60 days prior to start of budget year is May 1, 2019, with 2019 being the most recent calendar year ended).

**Other Public Entity:** Any municipality, county, local authority, fire district, or other government unit, regardless of whether it is related in any way to the Authority either by function or by physical location.

**Authority Schedule of Commissioners, Officers, Key Employees, Highest Compensated Employees and Independent Contractors (Continued)**

South Amboy Redevelopment Agency  
to June 30, 2021

For the Period July 1, 2020

A B C D E F G H I J K L M N O P Q R S T

Position (Can Check more than 1 column for each person)

Reportable Compensation from Authority (W-2/1099)

| Name             | Title                          | Average Hours per Week Dedicated to Position | Commissioner | Officer | Key Employee | Highest Compensated Employee | Former | Base Salary/ Stipend | Bonus | Other (auto allowance, expense account, payment in lieu of health benefits, etc.) | Estimated amount of other compensation from the Authority (health benefits, pension, etc.) | Total Compensation from Authority | Names of Other Public Entities where Individual is an Employee or Member of the Governing Body (1) See note below | Positions held at Other Public Entities Listed in Column O | Average Hours per Week Dedicated to Other Public Entities Listed in Column O | Reportable Compensation from Other Public Entities (W-2/1099) | Estimated amount of other compensation from Other Public Entities (health benefits, pension, payment in lieu of health benefits, etc.) | Total Compensation All Public Entities |
|------------------|--------------------------------|--|--------------|---------|--------------|------------------------------|--------|----------------------|-------|---|--|-----------------------------------|---|--|--|---|--|--|
|                  |                                |  |              |         |              |                              |        |                      |       |   |  |                                   |   |  |  |   |  |  |
| 1 Kevin Meszaros | Chairman                       | 2 X  | X            |         |              |                              |        |                      |       |   |  |                                   | None  |  |  |   |  |  |
| 2 Frank Milatta  | Commissioner                   | 2 X  | X            |         |              |                              |        | 0                    | 0     | 0   | 0  | 0                                 | 0 None  |  | 2  | 7,510   | 225  | 0                                      |
| 3 Zuzette Dato   | Commissioner                   | 2 X  | X            |         |              |                              |        | 0                    | 0     | 0   | 0  | 0                                 | 0 None  |  |  | 0   | 0  | 7,735                                  |
| 4 Jack O'Connell | Commissioner                   | 2 X  | X            |         |              |                              |        | 0                    | 0     | 0   | 0  | 0                                 | 0 None  |  |  | 0   | 0  | 0                                      |
| 5 Camille Tooker | Commissioner                   | 2 X  | X            |         |              |                              |        | 0                    | 0     | 0   | 0  | 0                                 | 0 City of South Amboy   | Conf Aide to Mayor   | 24   | 30,090  | 0  | 30,090                                 |
| 6 Tony Gonsalves | Commissioner                   | 2 X  | X            |         |              |                              |        | 0                    | 0     | 0   | 0  | 0                                 | 0 None  |  |  | 0   | 0  | 0                                      |
| 7 Eric Chubenco  | Executive Director (continued) | 6  |              | X       |              |                              |        | 0                    | 0     | 0   | 0  | 0                                 | 0 City of South Amboy   | Redev. Agency. Ex  | 6  | 26,270  | 3,707  | 29,977                                 |
| 8 Eric Chubenco  | (continued)                    |  |              |         |              |                              |        | 0                    | 0     | 0   | 0  | 0                                 | 0 Carteret Hsg Auth.  | Executive Directr  | 35   | 170,184   | 35,000   | 205,184                                |
| 9 Eric Chubenco  |                                |  |              |         |              |                              |        | 0                    | 0     | 0   | 0  | 0                                 | 0 Carteret Redev. Aug.  | Executive Directr  | 6  | 37,513  | 0  | 37,513                                 |
| 10               |                                |  |              |         |              |                              |        | 0                    | 0     | 0   | 0  | 0                                 | 0   |  |  | 0   | 0  | 0                                      |
| 11               |                                |  |              |         |              |                              |        | 0                    | 0     | 0   | 0  | 0                                 | 0   |  |  | 0   | 0  | 0                                      |
| 12               |                                |  |              |         |              |                              |        | 0                    | 0     | 0   | 0  | 0                                 | 0   |  |  | 0   | 0  | 0                                      |
| 13               |                                |  |              |         |              |                              |        | 0                    | 0     | 0   | 0  | 0                                 | 0   |  |  | 0   | 0  | 0                                      |
| 14               |                                |  |              |         |              |                              |        | 0                    | 0     | 0   | 0  | 0                                 | 0   |  |  | 0   | 0  | 0                                      |
| 15               |                                |  |              |         |              |                              |        | 0                    | 0     | 0   | 0  | 0                                 | 0   |  |  | 0   | 0  | 0                                      |
| Total:           |                                |  |              |         |              |                              |        |                      |       |   |  |                                   | See note below  |  |  | \$ 271,567  | \$ 38,932  | \$ 310,499                             |

(1) Insert "None" in this column for each individual that does not hold a position with another Public Entity

# Schedule of Health Benefits - Detailed Cost Analysis

South Amboy Redevelopment Agency  
For the Period July 1, 2020 to June 30, 2021

If Not Applicable X this box Below

X

|   | # of Covered<br>Members<br>(Medical & Rx) | Annual Cost<br>Estimate per<br>Employee<br>Proposed<br>Budget | Total Cost<br>Estimate<br>Proposed<br>Budget | # of Covered<br>Members<br>(Medical & Rx)<br>Current Year | Annual Cost<br>per Employee<br>Current Year | Total Prior<br>year Year Cost | \$ Increase<br>(Decrease) | % Increase<br>(Decrease) |
|---|---|---|--|---|---|-------------------------------|---------------------------|--------------------------|
| <b>Active Employees - Health Benefits - Annual Cost</b>   |   |   |  |   |   |                               |                           |                          |
| Single Coverage   |   |   | \$   |   |   | \$                            | -                         | #DIV/0!                  |
| Parent & Child  |   |   |  |   |   |                               | -                         | #DIV/0!                  |
| Employee & Spouse (or Partner)                            |   |   |  |   |   |                               | -                         | #DIV/0!                  |
| Family  |   |   |  |   |   |                               | -                         | #DIV/0!                  |
| Employee Cost Sharing Contribution (enter as negative - ) |   |   |  |   |   |                               | -                         | #DIV/0!                  |
| Subtotal  | 0   |   |  | 0   |   |                               | -                         | #DIV/0!                  |
| <b>Commissioners - Health Benefits - Annual Cost</b>      |   |   |  |   |   |                               |                           |                          |
| Single Coverage   |   |   |  |   |   |                               | -                         | #DIV/0!                  |
| Parent & Child  |   |   |  |   |   |                               | -                         | #DIV/0!                  |
| Employee & Spouse (or Partner)                            |   |   |  |   |   |                               | -                         | #DIV/0!                  |
| Family  |   |   |  |   |   |                               | -                         | #DIV/0!                  |
| Employee Cost Sharing Contribution (enter as negative - ) |   |   |  |   |   |                               | -                         | #DIV/0!                  |
| Subtotal  | 0   |   |  | 0   |   |                               | -                         | #DIV/0!                  |
| <b>Retirees - Health Benefits - Annual Cost</b>           |   |   |  |   |   |                               |                           |                          |
| Single Coverage   |   |   |  |   |   |                               | -                         | #DIV/0!                  |
| Parent & Child  |   |   |  |   |   |                               | -                         | #DIV/0!                  |
| Employee & Spouse (or Partner)                            |   |   |  |   |   |                               | -                         | #DIV/0!                  |
| Family  |   |   |  |   |   |                               | -                         | #DIV/0!                  |
| Employee Cost Sharing Contribution (enter as negative - ) |   |   |  |   |   |                               | -                         | #DIV/0!                  |
| Subtotal  | 0   |   |  | 0   |   |                               | -                         | #DIV/0!                  |
| <b>GRAND TOTAL</b>  |   |   | \$   | 0   |   | \$                            | -                         | #DIV/0!                  |

Is medical coverage provided by the SHBP (Yes or No)? (Place Answer in Box)

No

Yes or No

Is prescription drug coverage provided by the SHBP (Yes or No)? (Place Answer in Box)

No

Yes or No

**Note: Remember to Enter an amount in rows for Employee Cost Sharing**





## Schedule of Shared Service Agreements

For the Period: July 1, 2020 to June 30, 2021

**If No Shared Services X this Box**

**Enter the shared service agreements that the Authority currently engages in and identify the amount that is received/paid for those services.**

[illegible]

# **2020 (2020-2021) AUTHORITY BUDGET**

## **Financial Schedules Section**

# SUMMARY

For the Period **South Amboy Redevelopment Agency**  
**July 1, 2020** to **June 30, 2021**

|   | ment<br>Agency | Operation<br>#2 | N/A  | N/A  | N/A  | N/A  | N/A  | FY 2021 Proposed Budget<br>Total All<br>Operations | FY 2019, 2021<br>Adopted Budget<br>Total All<br>Operations | \$ Increase<br>(Decrease)<br>Proposed vs.<br>Adopted | % Increase<br>(Decrease)<br>Proposed vs.<br>Adopted |
|---|----------------|-----------------|------|------|------|------|------|--|--|--|---|
| <b>REVENUES</b>   |                |                 |      |      |      |      |      |  |  |  |   |
| Total Operating Revenues  | \$ 323,460     | \$ -            | \$ - | \$ - | \$ - | \$ - | \$ - | \$ 323,460   | \$ 293,592   | \$ 29,868  | 10.2%   |
| Total Non-Operating Revenues  | 1,000          | -               | -    | -    | -    | -    | -    | 1,000  | 100  | 900  | 900.0%  |
| Total Anticipated Revenues  | 324,460        | -               | -    | -    | -    | -    | -    | 324,460  | 293,692  | 30,768   | 10.5%   |
| <b>APPROPRIATIONS</b>   |                |                 |      |      |      |      |      |  |  |  |   |
| Total Administration  | 105,877        | -               | -    | -    | -    | -    | -    | 105,877  | 104,497  | 1,380  | 1.3%  |
| Total Cost of Providing Services                                    | 173,076        | -               | -    | -    | -    | -    | -    | 173,076  | 170,576  | 2,500  | 1.5%  |
| Total Principal Payments on Debt Service in<br>Lieu of Depreciation | 80,000         | -               | -    | -    | -    | -    | -    | 80,000   | 75,000   | 5,000  | 6.7%  |
| Total Operating Appropriations                                      | 358,953        | -               | -    | -    | -    | -    | -    | 358,953  | 350,073  | 8,880  | 2.5%  |
| Total Interest Payments on Debt                                     | 95,025         | -               | -    | -    | -    | -    | -    | 95,025   | 97,738   | (2,713)  | -2.8%   |
| Total Other Non-Operating Appropriations                            | -              | -               | -    | -    | -    | -    | -    | -  | -  | -  | #DIV/0!   |
| Total Non-Operating Appropriations                                  | 95,025         | -               | -    | -    | -    | -    | -    | 95,025   | 97,738   | (2,713)  | -2.8%   |
| Accumulated Deficit   | -              | -               | -    | -    | -    | -    | -    | -  | -  | -  | #DIV/0!   |
| Total Appropriations and Accumulated<br>Deficit                     | 453,978        | -               | -    | -    | -    | -    | -    | 453,978  | 447,811  | 6,167  | 1.4%  |
| Less: Total Unrestricted Net Position Utilized                      | 129,518        | -               | -    | -    | -    | -    | -    | 129,518  | 154,119  | (24,601)   | -16.0%  |
| Net Total Appropriations  | 324,460        | -               | -    | -    | -    | -    | -    | 324,460  | 293,692  | 30,768   | 10.5%   |
| <b>ANTICIPATED SURPLUS (DEFICIT)</b>                                | \$ -           | \$ -            | \$ - | \$ - | \$ - | \$ - | \$ - | \$ -   | \$ -   | \$ -   | #DIV/0!   |

## Revenue Schedule

South Amboy Redevelopment Agency  
For the Period July 1, 2020 to June 30, 2021

|  | <b>FY 2021 Proposed Budget</b> |              |             |             |             |             | <b>FY 2019,2021<br/>Adopted Budget</b> | <b>\$ Increase<br/>(Decrease)<br/>Proposed vs.<br/>Adopted</b> | <b>% Increase<br/>(Decrease)<br/>Proposed vs.<br/>Adopted</b> |
|--|--------------------------------|--------------|-------------|-------------|-------------|-------------|--|--|---|
|  | ment<br>Agency                 | Operation #2 | N/A         | N/A         | N/A         | N/A         | Total All<br>Operations                | Total All<br>Operations  | All Operations<br>All Operations                              |
| <b>OPERATING REVENUES</b>                            |                                |              |             |             |             |             |  |  |   |
| <i>Service Charges</i>                               |                                |              |             |             |             |             |  |  |   |
| Residential  |                                |              |             |             |             |             | \$ -                                   | \$ -   | #DIV/0!   |
| Business/Commercial                                  |                                |              |             |             |             |             | -                                      | -  | #DIV/0!   |
| Industrial   |                                |              |             |             |             |             | -                                      | -  | #DIV/0!   |
| Intergovernmental                                    |                                |              |             |             |             |             | -                                      | -  | #DIV/0!   |
| Other  |                                |              |             |             |             |             | -                                      | -  | #DIV/0!   |
| Total Service Charges                                | -                              | -            | -           | -           | -           | -           | -                                      | -  | #DIV/0!   |
| <i>Connection Fees</i>                               |                                |              |             |             |             |             |  |  |   |
| Residential  |                                |              |             |             |             |             | -                                      | -  | #DIV/0!   |
| Business/Commercial                                  |                                |              |             |             |             |             | -                                      | -  | #DIV/0!   |
| Industrial   |                                |              |             |             |             |             | -                                      | -  | #DIV/0!   |
| Intergovernmental                                    |                                |              |             |             |             |             | -                                      | -  | #DIV/0!   |
| Other  |                                |              |             |             |             |             | -                                      | -  | #DIV/0!   |
| Total Connection Fees                                | -                              | -            | -           | -           | -           | -           | -                                      | -  | #DIV/0!   |
| <i>Parking Fees</i>                                  |                                |              |             |             |             |             |  |  |   |
| Meters   |                                |              |             |             |             |             | -                                      | -  | #DIV/0!   |
| Permits  |                                |              |             |             |             |             | -                                      | -  | #DIV/0!   |
| Fines/Penalties                                      |                                |              |             |             |             |             | -                                      | -  | #DIV/0!   |
| Other  |                                |              |             |             |             |             | -                                      | -  | #DIV/0!   |
| Total Parking Fees                                   | -                              | -            | -           | -           | -           | -           | -                                      | -  | #DIV/0!   |
| <i>Other Operating Revenues (List)</i>               |                                |              |             |             |             |             |  |  |   |
| YMCA Lease Rental                                    | 203,460                        |              |             |             |             |             | 203,460                                | 173,592  | 29,868 17.2%  |
| Manhattan Beach Club Redevelopment F                 | 120,000                        |              |             |             |             |             | 120,000                                | 120,000  | - 0.0%  |
| Type in (Grant, Other Rev)                           |                                |              |             |             |             |             | -                                      | -  | #DIV/0!   |
| Type in (Grant, Other Rev)                           |                                |              |             |             |             |             | -                                      | -  | #DIV/0!   |
| Type in (Grant, Other Rev)                           |                                |              |             |             |             |             | -                                      | -  | #DIV/0!   |
| Type in (Grant, Other Rev)                           |                                |              |             |             |             |             | -                                      | -  | #DIV/0!   |
| Type in (Grant, Other Rev)                           |                                |              |             |             |             |             | -                                      | -  | #DIV/0!   |
| Type in (Grant, Other Rev)                           |                                |              |             |             |             |             | -                                      | -  | #DIV/0!   |
| Type in (Grant, Other Rev)                           |                                |              |             |             |             |             | -                                      | -  | #DIV/0!   |
| Type in (Grant, Other Rev)                           |                                |              |             |             |             |             | -                                      | -  | #DIV/0!   |
| Type in (Grant, Other Rev)                           |                                |              |             |             |             |             | -                                      | -  | #DIV/0!   |
| Total Other Revenue                                  | 323,460                        | -            | -           | -           | -           | -           | 323,460                                | 293,592  | 29,868 10.2%  |
| Total Operating Revenues                             | 323,460                        | -            | -           | -           | -           | -           | 323,460                                | 293,592  | 29,868 10.2%  |
| <b>NON-OPERATING REVENUES</b>                        |                                |              |             |             |             |             |  |  |   |
| <i>Other Non-Operating Revenues (List)</i>           |                                |              |             |             |             |             |  |  |   |
| Type in  |                                |              |             |             |             |             | -                                      | -  | #DIV/0!   |
| Type in  |                                |              |             |             |             |             | -                                      | -  | #DIV/0!   |
| Type in  |                                |              |             |             |             |             | -                                      | -  | #DIV/0!   |
| Type in  |                                |              |             |             |             |             | -                                      | -  | #DIV/0!   |
| Type in  |                                |              |             |             |             |             | -                                      | -  | #DIV/0!   |
| Type in  |                                |              |             |             |             |             | -                                      | -  | #DIV/0!   |
| Total Other Non-Operating Revenue                    | -                              | -            | -           | -           | -           | -           | -                                      | -  | #DIV/0!   |
| <i>Interest on Investments &amp; Deposits (List)</i> |                                |              |             |             |             |             |  |  |   |
| Interest Earned                                      | 1,000                          |              |             |             |             |             | 1,000                                  | 100  | 900 900.0%  |
| Penalties  |                                |              |             |             |             |             | -                                      | -  | #DIV/0!   |
| Other  |                                |              |             |             |             |             | -                                      | -  | #DIV/0!   |
| Total Interest                                       | 1,000                          | -            | -           | -           | -           | -           | 1,000                                  | 100  | 900 900.0%  |
| Total Non-Operating Revenues                         | 1,000                          | -            | -           | -           | -           | -           | 1,000                                  | 100  | 900 900.0%  |
| <b>TOTAL ANTICIPATED REVENUES</b>                    | <b>\$ 324,460</b>              | <b>\$ -</b>  | <b>\$ -</b> | <b>\$ -</b> | <b>\$ -</b> | <b>\$ -</b> | <b>\$ 324,460</b>                      | <b>\$ 293,692</b>  | <b>\$ 30,768 10.5%</b>  |

## Prior Year Adopted Revenue Schedule

### South Amboy Redevelopment Agency

| FY 2019.2021 Adopted Budget                   |                   |             |             |             |             |             |                   |
|---|-------------------|-------------|-------------|-------------|-------------|-------------|-------------------|
|   | ment              | Operation   |             |             |             |             | Total All         |
|   | Agency            | #2          | N/A         | N/A         | N/A         | N/A         | Operations        |
| <b>OPERATING REVENUES</b>                     |                   |             |             |             |             |             |                   |
| <i>Service Charges</i>                        |                   |             |             |             |             |             |                   |
| Residential                                   |                   |             |             |             |             |             | \$ -              |
| Business/Commercial                           |                   |             |             |             |             |             | -                 |
| Industrial                                    |                   |             |             |             |             |             | -                 |
| Intergovernmental                             |                   |             |             |             |             |             | -                 |
| Other   |                   |             |             |             |             |             | -                 |
| Total Service Charges                         | -                 | -           | -           | -           | -           | -           | -                 |
| <i>Connection Fees</i>                        |                   |             |             |             |             |             |                   |
| Residential                                   |                   |             |             |             |             |             | -                 |
| Business/Commercial                           |                   |             |             |             |             |             | -                 |
| Industrial                                    |                   |             |             |             |             |             | -                 |
| Intergovernmental                             |                   |             |             |             |             |             | -                 |
| Other   |                   |             |             |             |             |             | -                 |
| Total Connection Fees                         | -                 | -           | -           | -           | -           | -           | -                 |
| <i>Parking Fees</i>                           |                   |             |             |             |             |             |                   |
| Meters  |                   |             |             |             |             |             | -                 |
| Permits                                       |                   |             |             |             |             |             | -                 |
| Fines/Penalties                               |                   |             |             |             |             |             | -                 |
| Other   |                   |             |             |             |             |             | -                 |
| Total Parking Fees                            | -                 | -           | -           | -           | -           | -           | -                 |
| <i>Other Operating Revenues (List)</i>        |                   |             |             |             |             |             |                   |
| YMCA Lease Rental                             | 173,592           |             |             |             |             |             | 173,592           |
| Manhattan Beach Club Redevelopment Fee        | 120,000           |             |             |             |             |             | 120,000           |
| Type in (Grant, Other Rev)                    |                   |             |             |             |             |             | -                 |
| Type in (Grant, Other Rev)                    |                   |             |             |             |             |             | -                 |
| Type in (Grant, Other Rev)                    |                   |             |             |             |             |             | -                 |
| Type in (Grant, Other Rev)                    |                   |             |             |             |             |             | -                 |
| Type in (Grant, Other Rev)                    |                   |             |             |             |             |             | -                 |
| Type in (Grant, Other Rev)                    |                   |             |             |             |             |             | -                 |
| Type in (Grant, Other Rev)                    |                   |             |             |             |             |             | -                 |
| Type in (Grant, Other Rev)                    |                   |             |             |             |             |             | -                 |
| Type in (Grant, Other Rev)                    |                   |             |             |             |             |             | -                 |
| Total Other Revenue                           | 293,592           | -           | -           | -           | -           | -           | 293,592           |
| Total Operating Revenues                      | 293,592           | -           | -           | -           | -           | -           | 293,592           |
| <b>NON-OPERATING REVENUES</b>                 |                   |             |             |             |             |             |                   |
| <i>Other Non-Operating Revenues (List)</i>    |                   |             |             |             |             |             |                   |
| Type in                                       |                   |             |             |             |             |             | -                 |
| Type in                                       |                   |             |             |             |             |             | -                 |
| Type in                                       |                   |             |             |             |             |             | -                 |
| Type in                                       |                   |             |             |             |             |             | -                 |
| Type in                                       |                   |             |             |             |             |             | -                 |
| Type in                                       |                   |             |             |             |             |             | -                 |
| Other Non-Operating Revenues                  | -                 | -           | -           | -           | -           | -           | -                 |
| <i>Interest on Investments &amp; Deposits</i> |                   |             |             |             |             |             |                   |
| Interest Earned                               | 100               |             |             |             |             |             | 100               |
| Penalties                                     |                   |             |             |             |             |             | -                 |
| Other   |                   |             |             |             |             |             | -                 |
| Total Interest                                | 100               | -           | -           | -           | -           | -           | 100               |
| Total Non-Operating Revenues                  | 100               | -           | -           | -           | -           | -           | 100               |
| <b>TOTAL ANTICIPATED REVENUES</b>             | <b>\$ 293,692</b> | <b>\$ -</b> | <b>\$ -</b> | <b>\$ -</b> | <b>\$ -</b> | <b>\$ -</b> | <b>\$ 293,692</b> |

## Appropriations Schedule

South Amboy Redevelopment Agency  
For the Period July 1, 2020 to June 30, 2021

|  | <b>FY 2021 Proposed Budget</b> |                 |             |             |             |             | <b>FY 2019.2021<br/>Adopted Budget</b> | <b>\$ Increase<br/>(Decrease)<br/>Proposed vs.<br/>Adopted</b> | <b>% Increase<br/>(Decrease)<br/>Proposed vs.<br/>Adopted</b> |
|--|--------------------------------|-----------------|-------------|-------------|-------------|-------------|--|--|---|
|  | Redevelopme<br>nt Agency       | Operation<br>#2 | N/A         | N/A         | N/A         | N/A         | Total All<br>Operations                | Total All<br>Operations  | All Operations  |
| <b>OPERATING APPROPRIATIONS</b>                                  |                                |                 |             |             |             |             |  |  |   |
| Administration - Personnel                                       |                                |                 |             |             |             |             |  |  |   |
| Salary & Wages   |                                |                 |             |             |             |             | \$ -                                   | \$ -   | #DIV/0!   |
| Fringe Benefits  |                                |                 |             |             |             |             | -                                      | -  | #DIV/0!   |
| Total Administration - Personnel                                 |                                |                 |             |             |             |             | -                                      | -  | #DIV/0!   |
| Administration - Other (List)                                    |                                |                 |             |             |             |             |  |  |   |
| Professionals  | 54,300                         |                 |             |             |             |             | 54,300                                 | 54,300   | -   |
| Interlocal Agreement - Administrative                            | 48,077                         |                 |             |             |             |             | 48,077                                 | 46,697   | 1,380   |
| Type in Description  |                                |                 |             |             |             |             | -                                      | -  | #DIV/0!   |
| Type in Description  |                                |                 |             |             |             |             | -                                      | -  | #DIV/0!   |
| Miscellaneous Administration*                                    | 3,500                          |                 |             |             |             |             | 3,500                                  | 3,500  | -   |
| Total Administration - Other                                     | 105,877                        |                 |             |             |             |             | 105,877                                | 104,497  | 1,380   |
| Total Administration   | 105,877                        |                 |             |             |             |             | 105,877                                | 104,497  | 1,380   |
| Cost of Providing Services - Personnel                           |                                |                 |             |             |             |             |  |  |   |
| Salary & Wages   |                                |                 |             |             |             |             | -                                      | -  | #DIV/0!   |
| Fringe Benefits  |                                |                 |             |             |             |             | -                                      | -  | #DIV/0!   |
| Total COPS - Personnel   |                                |                 |             |             |             |             | -                                      | -  | #DIV/0!   |
| Cost of Providing Services - Other (List)                        |                                |                 |             |             |             |             |  |  |   |
| Office Space - Rent  | 42,076                         |                 |             |             |             |             | 42,076                                 | 42,076   | -   |
| Interlocal Agreement - Prof. Services                            | 100,000                        |                 |             |             |             |             | 100,000                                | 100,000  | -   |
| Building Maintenance   | 20,000                         |                 |             |             |             |             | 20,000                                 | 25,000   | (5,000)   |
| Paint and Promote Program  | 7,500                          |                 |             |             |             |             | 7,500                                  | -  | 7,500   |
| Miscellaneous COPS*  | 3,500                          |                 |             |             |             |             | 3,500                                  | 3,500  | -   |
| Total COPS - Other   | 173,076                        |                 |             |             |             |             | 173,076                                | 170,576  | 2,500   |
| Total Cost of Providing Services                                 | 173,076                        |                 |             |             |             |             | 173,076                                | 170,576  | 2,500   |
| Total Principal Payments on Debt Service in Lieu of Depreciation | 80,000                         |                 |             |             |             |             | 80,000                                 | 75,000   | 5,000   |
| Total Operating Appropriations                                   | 358,953                        |                 |             |             |             |             | 358,953                                | 350,073  | 8,880   |
| <b>NON-OPERATING APPROPRIATIONS</b>                              |                                |                 |             |             |             |             |  |  |   |
| Total Interest Payments on Debt                                  | 95,025                         |                 |             |             |             |             | 95,025                                 | 97,738   | (2,713)   |
| Operations & Maintenance Reserve                                 |                                |                 |             |             |             |             | -                                      | -  | #DIV/0!   |
| Renewal & Replacement Reserve                                    |                                |                 |             |             |             |             | -                                      | -  | #DIV/0!   |
| Municipality/County Appropriation                                |                                |                 |             |             |             |             | -                                      | -  | #DIV/0!   |
| Other Reserves   |                                |                 |             |             |             |             | -                                      | -  | #DIV/0!   |
| Total Non-Operating Appropriations                               | 95,025                         |                 |             |             |             |             | 95,025                                 | 97,738   | (2,713)   |
| <b>TOTAL APPROPRIATIONS</b>                                      | <b>453,978</b>                 |                 |             |             |             |             | <b>453,978</b>                         | <b>447,811</b>   | <b>6,167</b>  |
| <b>ACCUMULATED DEFICIT</b>                                       |                                |                 |             |             |             |             |  |  |   |
| <b>TOTAL APPROPRIATIONS &amp; ACCUMULATED DEFICIT</b>            | <b>453,978</b>                 |                 |             |             |             |             | <b>453,978</b>                         | <b>447,811</b>   | <b>6,167</b>  |
| <b>UNRESTRICTED NET POSITION UTILIZED</b>                        |                                |                 |             |             |             |             |  |  |   |
| Municipality/County Appropriation                                |                                |                 |             |             |             |             | -                                      | -  | #DIV/0!   |
| Other  | 129,518                        |                 |             |             |             |             | 129,518                                | 154,119  | (24,601)  |
| Total Unrestricted Net Position Utilized                         | 129,518                        |                 |             |             |             |             | 129,518                                | 154,119  | (24,601)  |
| <b>TOTAL NET APPROPRIATIONS</b>                                  | <b>\$ 324,460</b>              | <b>\$ -</b>     | <b>\$ -</b> | <b>\$ -</b> | <b>\$ -</b> | <b>\$ -</b> | <b>\$ 324,460</b>                      | <b>\$ 293,692</b>  | <b>\$ 30,768</b>  |

\* Miscellaneous line items may not exceed 5% of total operating appropriations shown below. If amount in miscellaneous is greater than the amount shown below, then the line item must be itemized above.

5% of Total Operating Appropriations \$ 17,947.65 \$ - \$ - \$ - \$ - \$ - \$ - \$ 17,947.65

# Prior Year Adopted Appropriations Schedule

## South Amboy Redevelopment Agency

### FY 2019.2021 Adopted Budget

|   | Redevelopmen<br>t Agency | Operatio<br>n #2 | N/A  | N/A  | N/A  | N/A  | Total All<br>Operations |
|---|--------------------------|------------------|------|------|------|------|-------------------------|
| <b>OPERATING APPROPRIATIONS</b>                                     |                          |                  |      |      |      |      |                         |
| <i>Administration - Personnel</i>                                   |                          |                  |      |      |      |      |                         |
| Salary & Wages  |                          |                  |      |      |      |      | \$ -                    |
| Fringe Benefits   |                          |                  |      |      |      |      | -                       |
| Total Administration - Personnel                                    | -                        | -                | -    | -    | -    | -    | -                       |
| <i>Administration - Other (List)</i>                                |                          |                  |      |      |      |      |                         |
| Professionals   | 54,300                   |                  |      |      |      |      | 54,300                  |
| Interlocal Agreement - Administrative                               | 46,697                   |                  |      |      |      |      | 46,697                  |
| Type In Description   |                          |                  |      |      |      |      | -                       |
| Type In Description   |                          |                  |      |      |      |      | -                       |
| Miscellaneous Administration*                                       | 3,500                    |                  |      |      |      |      | 3,500                   |
| Total Administration - Other  | 104,497                  | -                | -    | -    | -    | -    | 104,497                 |
| Total Administration  | 104,497                  | -                | -    | -    | -    | -    | 104,497                 |
| <i>Cost of Providing Services - Personnel</i>                       |                          |                  |      |      |      |      |                         |
| Salary & Wages  |                          |                  |      |      |      |      | -                       |
| Fringe Benefits   |                          |                  |      |      |      |      | -                       |
| Total COPS - Personnel  | -                        | -                | -    | -    | -    | -    | -                       |
| <i>Cost of Providing Services - Other (List)</i>                    |                          |                  |      |      |      |      |                         |
| Office Space - Rent   | 42,076                   |                  |      |      |      |      | 42,076                  |
| Interlocal Agreement - Prof. Services                               | 100,000                  |                  |      |      |      |      | 100,000                 |
| Building Maintenance  | 25,000                   |                  |      |      |      |      | 25,000                  |
| Type In Description   |                          |                  |      |      |      |      | -                       |
| Miscellaneous COPS*   | 3,500                    |                  |      |      |      |      | 3,500                   |
| Total COPS - Other  | 170,576                  | -                | -    | -    | -    | -    | 170,576                 |
| Total Cost of Providing Services                                    | 170,576                  | -                | -    | -    | -    | -    | 170,576                 |
| Total Principal Payments on Debt Service in Lieu<br>of Depreciation | 75,000                   | -                | -    | -    | -    | -    | 75,000                  |
| Total Operating Appropriations                                      | 350,073                  | -                | -    | -    | -    | -    | 350,073                 |
| <b>NON-OPERATING APPROPRIATIONS</b>                                 |                          |                  |      |      |      |      |                         |
| Total Interest Payments on Debt                                     | 97,738                   | -                | -    | -    | -    | -    | 97,738                  |
| Operations & Maintenance Reserve                                    |                          |                  |      |      |      |      | -                       |
| Renewal & Replacement Reserve                                       |                          |                  |      |      |      |      | -                       |
| Municipality/County Appropriation                                   |                          |                  |      |      |      |      | -                       |
| Other Reserves  |                          |                  |      |      |      |      | -                       |
| Total Non-Operating Appropriations                                  | 97,738                   | -                | -    | -    | -    | -    | 97,738                  |
| <b>TOTAL APPROPRIATIONS</b>   | 447,811                  | -                | -    | -    | -    | -    | 447,811                 |
| <b>ACCUMULATED DEFICIT</b>  |                          |                  |      |      |      |      | -                       |
| <b>TOTAL APPROPRIATIONS &amp; ACCUMULATED<br/>DEFICIT</b>           | 447,811                  | -                | -    | -    | -    | -    | 447,811                 |
| <b>UNRESTRICTED NET POSITION UTILIZED</b>                           |                          |                  |      |      |      |      |                         |
| Municipality/County Appropriation                                   | -                        | -                | -    | -    | -    | -    | -                       |
| Other   | 154,119                  |                  |      |      |      |      | 154,119                 |
| Total Unrestricted Net Position Utilized                            | 154,119                  | -                | -    | -    | -    | -    | 154,119                 |
| <b>TOTAL NET APPROPRIATIONS</b>                                     | \$ 293,692               | \$ -             | \$ - | \$ - | \$ - | \$ - | \$ 293,692              |

\* Miscellaneous line items may not exceed 5% of total operating appropriations shown below. If amount in miscellaneous is greater than the amount shown below, then the line item must be itemized above.

5% of Total Operating Appropriations \$ 17,503.65 \$ - \$ - \$ - \$ - \$ - \$ 17,503.65

# Debt Service Schedule - Principal

South Amboy Redevelopment Agency

If Authority has no debt X this box

☐

|                                | Fiscal Year Ending in             |                                 |           |            |            |            |            |              |                                |
|--------------------------------|-----------------------------------|---------------------------------|-----------|------------|------------|------------|------------|--------------|--------------------------------|
|                                | Adopted Budget<br>Year 2019, 2021 | Proposed<br>Budget Year<br>2021 | 2022      | 2023       | 2024       | 2025       | 2026       | Thereafter   | Total Principal<br>Outstanding |
| Redevelopment Agency           |                                   |                                 |           |            |            |            |            |              |                                |
| 2016 Refunding Bonds           | \$ 75,000                         | \$ 80,000                       | \$ 90,000 | \$ 100,000 | \$ 105,000 | \$ 115,000 | \$ 125,000 | \$ 2,140,000 | \$ 2,755,000                   |
| Type in Issue Name             |                                   |                                 |           |            |            |            |            |              |                                |
| Type in Issue Name             |                                   |                                 |           |            |            |            |            |              |                                |
| Type in Issue Name             |                                   |                                 |           |            |            |            |            |              |                                |
| Total Principal                | 75,000                            | 80,000                          | 90,000    | 100,000    | 105,000    | 115,000    | 125,000    | 2,140,000    | 2,755,000                      |
| Operation #2                   |                                   |                                 |           |            |            |            |            |              |                                |
| Type in Issue Name             |                                   |                                 |           |            |            |            |            |              |                                |
| Type in Issue Name             |                                   |                                 |           |            |            |            |            |              |                                |
| Type in Issue Name             |                                   |                                 |           |            |            |            |            |              |                                |
| Type in Issue Name             |                                   |                                 |           |            |            |            |            |              |                                |
| Total Principal                | -                                 | -                               | -         | -          | -          | -          | -          | -            | -                              |
| N/A                            |                                   |                                 |           |            |            |            |            |              |                                |
| Type in Issue Name             |                                   |                                 |           |            |            |            |            |              |                                |
| Type in Issue Name             |                                   |                                 |           |            |            |            |            |              |                                |
| Type in Issue Name             |                                   |                                 |           |            |            |            |            |              |                                |
| Type in Issue Name             |                                   |                                 |           |            |            |            |            |              |                                |
| Total Principal                | -                                 | -                               | -         | -          | -          | -          | -          | -            | -                              |
| N/A                            |                                   |                                 |           |            |            |            |            |              |                                |
| Type in Issue Name             |                                   |                                 |           |            |            |            |            |              |                                |
| Type in Issue Name             |                                   |                                 |           |            |            |            |            |              |                                |
| Type in Issue Name             |                                   |                                 |           |            |            |            |            |              |                                |
| Type in Issue Name             |                                   |                                 |           |            |            |            |            |              |                                |
| Total Principal                | -                                 | -                               | -         | -          | -          | -          | -          | -            | -                              |
| N/A                            |                                   |                                 |           |            |            |            |            |              |                                |
| Type in Issue Name             |                                   |                                 |           |            |            |            |            |              |                                |
| Type in Issue Name             |                                   |                                 |           |            |            |            |            |              |                                |
| Type in Issue Name             |                                   |                                 |           |            |            |            |            |              |                                |
| Type in Issue Name             |                                   |                                 |           |            |            |            |            |              |                                |
| Total Principal                | -                                 | -                               | -         | -          | -          | -          | -          | -            | -                              |
| TOTAL PRINCIPAL ALL OPERATIONS | \$ 75,000                         | \$ 80,000                       | \$ 90,000 | \$ 100,000 | \$ 105,000 | \$ 115,000 | \$ 125,000 | \$ 2,140,000 | \$ 2,755,000                   |

Indicate the Authority's most recent bond rating and the year of the rating by ratings service.

|                |              |                              |
|----------------|--------------|------------------------------|
| <b>Moody's</b> | <b>Fitch</b> | <b>Standard &amp; Poor's</b> |
| NONE           | NONE         | NONE                         |
|                |              |                              |

Bond Rating  
Year of Last Rating



# Debt Service Schedule - Interest

South Amboy Redevelopment Agency

If Authority has no debt X this box

☐

|                                      | Adopted Budget<br>Year 2019-2021 | Proposed<br>Budget Year<br>2021 | Fiscal Year Ending in |               |               |               |               | Total Interest<br>Payments |                  |
|--------------------------------------|----------------------------------|---------------------------------|-----------------------|---------------|---------------|---------------|---------------|----------------------------|------------------|
|                                      |                                  |                                 | 2022                  | 2023          | 2024          | 2025          | 2026          | Thereafter                 | Outstanding      |
| <b>Redevelopment Agency</b>          |                                  |                                 |                       |               |               |               |               |                            |                  |
| 2016 Refunding Bonds                 | \$ 97,738                        | \$ 95,025                       | \$ 92,050             | \$ 88,725     | \$ 85,138     | \$ 81,288     | \$ 77,088     | \$ 510,649                 | \$ 1,029,963     |
| Type in Issue Name                   |                                  |                                 |                       |               |               |               |               |                            |                  |
| Type in Issue Name                   |                                  |                                 |                       |               |               |               |               |                            |                  |
| Type in Issue Name                   |                                  |                                 |                       |               |               |               |               |                            |                  |
| <b>Total Interest Payments</b>       | <b>97,738</b>                    | <b>95,025</b>                   | <b>92,050</b>         | <b>88,725</b> | <b>85,138</b> | <b>81,288</b> | <b>77,088</b> | <b>510,649</b>             | <b>1,029,963</b> |
| <b>Operation #2</b>                  |                                  |                                 |                       |               |               |               |               |                            |                  |
| Type in Issue Name                   |                                  |                                 |                       |               |               |               |               |                            |                  |
| Type in Issue Name                   |                                  |                                 |                       |               |               |               |               |                            |                  |
| Type in Issue Name                   |                                  |                                 |                       |               |               |               |               |                            |                  |
| Type in Issue Name                   |                                  |                                 |                       |               |               |               |               |                            |                  |
| <b>Total Interest Payments</b>       | <b>-</b>                         | <b>-</b>                        | <b>-</b>              | <b>-</b>      | <b>-</b>      | <b>-</b>      | <b>-</b>      | <b>-</b>                   | <b>-</b>         |
| <b>N/A</b>                           |                                  |                                 |                       |               |               |               |               |                            |                  |
| Type in Issue Name                   |                                  |                                 |                       |               |               |               |               |                            |                  |
| Type in Issue Name                   |                                  |                                 |                       |               |               |               |               |                            |                  |
| Type in Issue Name                   |                                  |                                 |                       |               |               |               |               |                            |                  |
| Type in Issue Name                   |                                  |                                 |                       |               |               |               |               |                            |                  |
| <b>Total Interest Payments</b>       | <b>-</b>                         | <b>-</b>                        | <b>-</b>              | <b>-</b>      | <b>-</b>      | <b>-</b>      | <b>-</b>      | <b>-</b>                   | <b>-</b>         |
| <b>N/A</b>                           |                                  |                                 |                       |               |               |               |               |                            |                  |
| Type in Issue Name                   |                                  |                                 |                       |               |               |               |               |                            |                  |
| Type in Issue Name                   |                                  |                                 |                       |               |               |               |               |                            |                  |
| Type in Issue Name                   |                                  |                                 |                       |               |               |               |               |                            |                  |
| Type in Issue Name                   |                                  |                                 |                       |               |               |               |               |                            |                  |
| <b>Total Interest Payments</b>       | <b>-</b>                         | <b>-</b>                        | <b>-</b>              | <b>-</b>      | <b>-</b>      | <b>-</b>      | <b>-</b>      | <b>-</b>                   | <b>-</b>         |
| <b>N/A</b>                           |                                  |                                 |                       |               |               |               |               |                            |                  |
| Type in Issue Name                   |                                  |                                 |                       |               |               |               |               |                            |                  |
| Type in Issue Name                   |                                  |                                 |                       |               |               |               |               |                            |                  |
| Type in Issue Name                   |                                  |                                 |                       |               |               |               |               |                            |                  |
| Type in Issue Name                   |                                  |                                 |                       |               |               |               |               |                            |                  |
| <b>Total Interest Payments</b>       | <b>-</b>                         | <b>-</b>                        | <b>-</b>              | <b>-</b>      | <b>-</b>      | <b>-</b>      | <b>-</b>      | <b>-</b>                   | <b>-</b>         |
| <b>N/A</b>                           |                                  |                                 |                       |               |               |               |               |                            |                  |
| Type in Issue Name                   |                                  |                                 |                       |               |               |               |               |                            |                  |
| Type in Issue Name                   |                                  |                                 |                       |               |               |               |               |                            |                  |
| Type in Issue Name                   |                                  |                                 |                       |               |               |               |               |                            |                  |
| Type in Issue Name                   |                                  |                                 |                       |               |               |               |               |                            |                  |
| <b>Total Interest Payments</b>       | <b>-</b>                         | <b>-</b>                        | <b>-</b>              | <b>-</b>      | <b>-</b>      | <b>-</b>      | <b>-</b>      | <b>-</b>                   | <b>-</b>         |
| <b>TOTAL INTEREST ALL OPERATIONS</b> | <b>97,738</b>                    | <b>95,025</b>                   | <b>92,050</b>         | <b>88,725</b> | <b>85,138</b> | <b>81,288</b> | <b>77,088</b> | <b>510,649</b>             | <b>1,029,963</b> |

# Net Position Reconciliation

South Amboy Redevelopment Agency

For the Period July 1, 2020 to June 30, 2021

## FY 2021 Proposed Budget

|  | Redevelopment Agency | Operation #2 | N/A | N/A | N/A | Total All Operations |
|--|----------------------|--------------|-----|-----|-----|----------------------|
| <b>TOTAL NET POSITION BEGINNING OF LATEST AUDIT REPORT YEAR(1)</b> | \$ 10,614,067        |              |     |     |     | \$ 10,614,067        |
| Less: Invested in Capital Assets, Net of Related Debt (1)          | 9,106,217            |              |     |     |     | 9,106,217            |
| Less: Restricted for Debt Service Reserve (1)                      |                      |              |     |     |     | -                    |
| Less: Other Restricted Net Position (1)                            |                      |              |     |     |     | -                    |
| Total Unrestricted Net Position (1)                                | 1,507,850            | -            | -   | -   | -   | 1,507,850            |
| Less: Designated for Non-Operating Improvements & Repairs          |                      |              |     |     |     | -                    |
| Less: Designated for Rate Stabilization                            |                      |              |     |     |     | -                    |
| Less: Other Designated by Resolution                               |                      |              |     |     |     | -                    |
| Plus: Accrued Unfunded Pension Liability (1)                       |                      |              |     |     |     | -                    |
| Plus: Accrued Unfunded Other Post-Employment Benefit Liability (1) |                      |              |     |     |     | -                    |
| Plus: Estimated Income (Loss) on Current Year Operations (2)       | (43,000)             |              |     |     |     | (43,000)             |
| Plus: Other Adjustments (attach schedule)                          |                      |              |     |     |     | -                    |

## UNRESTRICTED NET POSITION AVAILABLE FOR USE IN PROPOSED BUDGET

|   |           |   |   |   |   |           |
|---|-----------|---|---|---|---|-----------|
| Unrestricted Net Position Utilized to Balance Proposed Budget | 1,464,850 | - | - | - | - | 1,464,850 |
| Unrestricted Net Position Utilized in Proposed Capital Budget | 129,518   | - | - | - | - | 129,518   |
| Appropriation to Municipality/County (3)                      | -         | - | - | - | - | -         |
| Total Unrestricted Net Position Utilized in Proposed Budget   | 129,518   | - | - | - | - | 129,518   |

## PROJECTED UNRESTRICTED UNDESIGNATED NET POSITION AT END OF YEAR

|                                     |              |      |      |      |      |              |
|-------------------------------------|--------------|------|------|------|------|--------------|
| <b>Last issued Audit Report (4)</b> | \$ 1,335,332 | \$ - | \$ - | \$ - | \$ - | \$ 1,335,332 |
|-------------------------------------|--------------|------|------|------|------|--------------|

(1) Total of all operations for this line item must agree to audited financial statements.

(2) Include budgeted and unbudgeted use of unrestricted net position in the current year's operations.

(3) Amount may not exceed 5% of total operating appropriations. See calculation below.

Maximum Allowable Appropriation to Municipality/County

\$ 17,948 \$ - \$ - \$ - \$ - \$ - \$ 17,948

(4) If Authority is projecting a deficit for any operation at the end of the budget period, the Authority must attach a statement explaining its plan to reduce the deficit, including the timeline for elimination of the deficit, if not already detailed in the budget narrative section.

2020 (2020-2021)  
South Amboy  
Redevelopment  
Agency  
(Name)

AUTHORITY  
CAPITAL  
BUDGET/  
PROGRAM

# 2019 CERTIFICATION OF AUTHORITY CAPITAL BUDGET/PROGRAM

**South Amboy Redevelopment Agency**  
(Name)

**FISCAL YEAR: FROM: July 1, 2020 TO: June 30, 2021**


☐ **enter X to the left if this paragraph is applicable**

It is hereby certified that the Authority Capital Budget/Program annexed hereto is a true copy of the Capital Budget/Program approved, pursuant to N.J.A.C. 5:31-2.2, along with the Annual Budget, by the governing body of the \_\_\_\_\_ Authority, on the \_\_\_\_\_ day of \_\_\_\_\_, \_\_\_\_\_.

**OR**

☒ **enter X to the left if this paragraph is applicable**

It is hereby certified that the governing body of the South Amboy Redevelopment Agency have elected **NOT** to adopt a Capital Budget /Program for the aforesaid fiscal year, pursuant to N.J.A.C. 5:31-2.2 for the following reason(s): **The Agency has no capital projects planned at this time**

|                      |  |             |              |
|----------------------|--|-------------|--------------|
| Officer's Signature: |  |             |              |
| Name:                | Kelly Wolff  |             |              |
| Title:               | Secretary  |             |              |
| Address:             | South Amboy Redevelopment Agency<br>140 North Broadway<br>South Amboy, NJ 08879      |             |              |
| Phone Number:        | 732-525-5932   | Fax Number: | 732-727-2430 |
| E-mail address       | Wolffk@southamboynj.gov  |             |              |

# 2020 (2020-2021) CAPITAL BUDGET/PROGRAM MESSAGE

## South Amboy Redevelopment Agency (Name)

**FISCAL YEAR:**    **FROM:**    July 1, 2020    **TO:**    June 30, 2021

1. Has each municipality or county affected by the actions of the authority participated in the development of the capital plan and reviewed or approved the plans or projects included within the Capital Budget/Program (This may include the governing body or certain officials such as planning boards, Construction Code Officials) as to these Projects?

N/A

2. Has each capital project/project financing been developed from a specific capital improvement plan or report; does it include full lifecycle costs; and is it consistent with appropriate elements of Master Plans or other plans in the jurisdiction(s) served by the authority?

N/A

3. Has a long-term (5 years or more) infrastructure needs and other capital items (Vehicles, Equipment) needs assessment been prepared?

N/A

4. If amounts are on Page CB-3 in the column Debt Authorizations. Indicate the primary source of funding the debt service for the Debt Authorizations (Example Rate Increases Funding or Other sources)

N/A

5. Please indicate which capital projects/project financings are being undertaken in the Metropolitan or Suburban Planning Areas as defined in the State Development and Redevelopment Plan.

N/A

6. Please indicate which capital projects/project financings are being undertaken within the boundary of a State Planning Commission-designated Center and/or Endorsed Plan and if the project was included in the Plan Implementation Agenda for that Center/Endorsed Plan.

N/A

*Add additional sheets if necessary.*

## Proposed Capital Budget

South Amboy Redevelopment Agency  
For the Period July 1, 2020 to June 30, 2021

|                                      |                      | Funding Sources                    |                               |                    |                |               |
|--------------------------------------|----------------------|------------------------------------|-------------------------------|--------------------|----------------|---------------|
|                                      | Estimated Total Cost | Unrestricted Net Position Utilized | Renewal & Replacement Reserve | Debt Authorization | Capital Grants | Other Sources |
| <i>Redevelopment Agency</i>          |                      |                                    |                               |                    |                |               |
| Type in Description                  | \$ -                 | NONE                               |                               |                    |                |               |
| Type in Description                  | -                    |                                    |                               |                    |                |               |
| Type in Description                  | -                    |                                    |                               |                    |                |               |
| Type in Description                  | -                    |                                    |                               |                    |                |               |
| Total                                | -                    | -                                  | -                             | -                  | -              | -             |
| <i>Operation #2</i>                  |                      |                                    |                               |                    |                |               |
| Type in Description                  | -                    |                                    |                               |                    |                |               |
| Type in Description                  | -                    |                                    |                               |                    |                |               |
| Type in Description                  | -                    |                                    |                               |                    |                |               |
| Type in Description                  | -                    |                                    |                               |                    |                |               |
| Total                                | -                    | -                                  | -                             | -                  | -              | -             |
| <i>N/A</i>                           |                      |                                    |                               |                    |                |               |
| Type in Description                  | -                    |                                    |                               |                    |                |               |
| Type in Description                  | -                    |                                    |                               |                    |                |               |
| Type in Description                  | -                    |                                    |                               |                    |                |               |
| Type in Description                  | -                    |                                    |                               |                    |                |               |
| Total                                | -                    | -                                  | -                             | -                  | -              | -             |
| <i>N/A</i>                           |                      |                                    |                               |                    |                |               |
| Type in Description                  | -                    |                                    |                               |                    |                |               |
| Type in Description                  | -                    |                                    |                               |                    |                |               |
| Type in Description                  | -                    |                                    |                               |                    |                |               |
| Type in Description                  | -                    |                                    |                               |                    |                |               |
| Total                                | -                    | -                                  | -                             | -                  | -              | -             |
| <i>N/A</i>                           |                      |                                    |                               |                    |                |               |
| Type in Description                  | -                    |                                    |                               |                    |                |               |
| Type in Description                  | -                    |                                    |                               |                    |                |               |
| Type in Description                  | -                    |                                    |                               |                    |                |               |
| Type in Description                  | -                    |                                    |                               |                    |                |               |
| Total                                | -                    | -                                  | -                             | -                  | -              | -             |
| <i>N/A</i>                           |                      |                                    |                               |                    |                |               |
| Type in Description                  | -                    |                                    |                               |                    |                |               |
| Type in Description                  | -                    |                                    |                               |                    |                |               |
| Type in Description                  | -                    |                                    |                               |                    |                |               |
| Type in Description                  | -                    |                                    |                               |                    |                |               |
| Total                                | -                    | -                                  | -                             | -                  | -              | -             |
| <i>N/A</i>                           |                      |                                    |                               |                    |                |               |
| Type in Description                  | -                    |                                    |                               |                    |                |               |
| Type in Description                  | -                    |                                    |                               |                    |                |               |
| Type in Description                  | -                    |                                    |                               |                    |                |               |
| Type in Description                  | -                    |                                    |                               |                    |                |               |
| Total                                | -                    | -                                  | -                             | -                  | -              | -             |
| <b>TOTAL PROPOSED CAPITAL BUDGET</b> | <b>\$ -</b>          | <b>\$ -</b>                        | <b>\$ -</b>                   | <b>\$ -</b>        | <b>\$ -</b>    | <b>\$ -</b>   |

Enter brief description of up to four projects for each operation above. For operations with more than four budgeted projects, please attach additional schedules. Input total amount of all projects for the operation on single line and enter "See Attached Schedule" instead of project description.

## 5 Year Capital Improvement Plan

### South Amboy Redevelopment Agency

For the Period July 1, 2020 to June 30, 2021

Fiscal Year Beginning in

|                             | Estimated Total<br>Cost | Current Budget<br>Year 2021 | 2022        | 2023        | 2024        | 2025        | 2026        |
|-----------------------------|-------------------------|-----------------------------|-------------|-------------|-------------|-------------|-------------|
| <i>Redevelopment Agency</i> |                         |                             |             |             |             |             |             |
| Type in Description         | \$ -                    | \$ -                        | NONE        |             |             |             |             |
| Type in Description         | -                       | -                           |             |             |             |             |             |
| Type in Description         | -                       | -                           |             |             |             |             |             |
| Type in Description         | -                       | -                           |             |             |             |             |             |
| Total                       | -                       | -                           | -           | -           | -           | -           | -           |
| <i>Operation #2</i>         |                         |                             |             |             |             |             |             |
| Type in Description         | -                       | -                           |             |             |             |             |             |
| Type in Description         | -                       | -                           |             |             |             |             |             |
| Type in Description         | -                       | -                           |             |             |             |             |             |
| Type in Description         | -                       | -                           |             |             |             |             |             |
| Total                       | -                       | -                           | -           | -           | -           | -           | -           |
| <i>N/A</i>                  |                         |                             |             |             |             |             |             |
| Type in Description         | -                       | -                           |             |             |             |             |             |
| Type in Description         | -                       | -                           |             |             |             |             |             |
| Type in Description         | -                       | -                           |             |             |             |             |             |
| Type in Description         | -                       | -                           |             |             |             |             |             |
| Total                       | -                       | -                           | -           | -           | -           | -           | -           |
| <i>N/A</i>                  |                         |                             |             |             |             |             |             |
| Type in Description         | -                       | -                           |             |             |             |             |             |
| Type in Description         | -                       | -                           |             |             |             |             |             |
| Type in Description         | -                       | -                           |             |             |             |             |             |
| Type in Description         | -                       | -                           |             |             |             |             |             |
| Total                       | -                       | -                           | -           | -           | -           | -           | -           |
| <i>N/A</i>                  |                         |                             |             |             |             |             |             |
| Type in Description         | -                       | -                           |             |             |             |             |             |
| Type in Description         | -                       | -                           |             |             |             |             |             |
| Type in Description         | -                       | -                           |             |             |             |             |             |
| Type in Description         | -                       | -                           |             |             |             |             |             |
| Total                       | -                       | -                           | -           | -           | -           | -           | -           |
| <i>N/A</i>                  |                         |                             |             |             |             |             |             |
| Type in Description         | -                       | -                           |             |             |             |             |             |
| Type in Description         | -                       | -                           |             |             |             |             |             |
| Type in Description         | -                       | -                           |             |             |             |             |             |
| Type in Description         | -                       | -                           |             |             |             |             |             |
| Total                       | -                       | -                           | -           | -           | -           | -           | -           |
| <b>TOTAL</b>                | <b>\$ -</b>             | <b>\$ -</b>                 | <b>\$ -</b> | <b>\$ -</b> | <b>\$ -</b> | <b>\$ -</b> | <b>\$ -</b> |

Project descriptions entered on Page CB-3 will carry forward to Pages CB-4 and CB-5. No need to re-enter project descriptions above.

## 5 Year Capital Improvement Plan Funding Sources

### South Amboy Redevelopment Agency

For the Period

July 1, 2020

to

June 30, 2021

|                             |    | <i>Funding Sources</i>  |  |                                     |                       |                                 |
|-----------------------------|----|-------------------------|--|-------------------------------------|-----------------------|---------------------------------|
|                             |    | Estimated Total<br>Cost | Unrestricted Net<br>Position Utilized  | Renewal &<br>Replacement<br>Reserve | Debt<br>Authorization | Capital Grants<br>Other Sources |
| <i>Redevelopment Agency</i> |    |                         |  |                                     |                       |                                 |
| Type in Description         | \$ | -                       | NONE   |                                     |                       |                                 |
| Type in Description         |    | -                       |  |                                     |                       |                                 |
| Type in Description         |    | -                       |  |                                     |                       |                                 |
| Type in Description         |    | -                       |  |                                     |                       |                                 |
| Total                       |    | -                       | -  | -                                   | -                     | -                               |
| <i>Operation #2</i>         |    |                         |  |                                     |                       |                                 |
| Type in Description         |    | -                       |  |                                     |                       |                                 |
| Type in Description         |    | -                       |  |                                     |                       |                                 |
| Type in Description         |    | -                       |  |                                     |                       |                                 |
| Type in Description         |    | -                       |  |                                     |                       |                                 |
| Total                       |    | -                       | -  | -                                   | -                     | -                               |
| <i>N/A</i>                  |    |                         |  |                                     |                       |                                 |
| Type in Description         |    | -                       |  |                                     |                       |                                 |
| Type in Description         |    | -                       |  |                                     |                       |                                 |
| Type in Description         |    | -                       |  |                                     |                       |                                 |
| Type in Description         |    | -                       |  |                                     |                       |                                 |
| Total                       |    | -                       | -  | -                                   | -                     | -                               |
| <i>N/A</i>                  |    |                         |  |                                     |                       |                                 |
| Type in Description         |    | -                       |  |                                     |                       |                                 |
| Type in Description         |    | -                       |  |                                     |                       |                                 |
| Type in Description         |    | -                       |  |                                     |                       |                                 |
| Type in Description         |    | -                       |  |                                     |                       |                                 |
| Total                       |    | -                       | -  | -                                   | -                     | -                               |
| <i>N/A</i>                  |    |                         |  |                                     |                       |                                 |
| Type in Description         |    | -                       |  |                                     |                       |                                 |
| Type in Description         |    | -                       |  |                                     |                       |                                 |
| Type in Description         |    | -                       |  |                                     |                       |                                 |
| Type in Description         |    | -                       |  |                                     |                       |                                 |
| Total                       |    | -                       | -  | -                                   | -                     | -                               |
| <i>N/A</i>                  |    |                         |  |                                     |                       |                                 |
| Type in Description         |    | -                       |  |                                     |                       |                                 |
| Type in Description         |    | -                       |  |                                     |                       |                                 |
| Type in Description         |    | -                       |  |                                     |                       |                                 |
| Type in Description         |    | -                       |  |                                     |                       |                                 |
| Total                       |    | -                       | -  | -                                   | -                     | -                               |
| <i>N/A</i>                  |    |                         |  |                                     |                       |                                 |
| Type in Description         |    | -                       |  |                                     |                       |                                 |
| Type in Description         |    | -                       |  |                                     |                       |                                 |
| Type in Description         |    | -                       |  |                                     |                       |                                 |
| Type in Description         |    | -                       |  |                                     |                       |                                 |
| Total                       |    | -                       | -  | -                                   | -                     | -                               |
| <i>N/A</i>                  |    |                         |  |                                     |                       |                                 |
| Type in Description         |    | -                       |  |                                     |                       |                                 |
| Type in Description         |    | -                       |  |                                     |                       |                                 |
| Type in Description         |    | -                       |  |                                     |                       |                                 |
| Type in Description         |    | -                       |  |                                     |                       |                                 |
| Total                       |    | -                       | -  | -                                   | -                     | -                               |
| <b>TOTAL</b>                | \$ | -                       | \$   | -                                   | \$                    | -                               |
| Total 5 Year Plan per CB-4  | \$ | -                       |  |                                     |                       |                                 |
| Balance check               |    | -                       | If amount is other than zero, verify that projects listed above match projects listed on CB-4. |                                     |                       |                                 |

Project descriptions entered on Page CB-3 will carry forward to Pages CB-4 and CB-5. No need to re-enter project descriptions above.